

SIEMENS



## Freestanding Appliances 2019 Collection

Be inspired by the extraordinary and explore exciting new possibilities with appliances rooted in cutting edge technology. Siemens Home appliances enrich life through innovation and stylish design.

The future moving in.

Siemens Home Appliances



# Intuitive sensor controlled appliances, rooted in cutting-edge technology.



Models shown:  
WM14YH89GB washing machine,  
SN258B00NE black steel dishwasher  
and KG39NLB35 fridge freezer

The Siemens premium freestanding range of appliances showcases an outstanding range of sensor-controlled products that can automatically detect, evaluate and regulate the appliances' key operational elements to deliver outstanding performance and results. The technology includes everything, from dishwashers that will automatically adjust their cycle time based on the degree of dirt, sensor-controlled cooling appliances that deliver long-lasting food freshness, washing machines with automatic detergent dosing features, and oven sensors that will prevent any food from being overcooked.

With the range including iQ700, iQ500 and iQ300 appliances experience uncompromising design, innovation and technology, be inspired when power meets intelligence, and enjoy outstanding results from Siemens Home Appliances.



Siemens is part of BSH Home Appliances, winner of the 2018 Domestic and General Total Excellence and Quality Award. This award is based on surveys sent to customers of most of the major home appliance manufacturers and confirms our commitment to offering Siemens customers the very best customer service.

## Warranties.

Siemens are proud to offer a 5 year warranty across the majority of our freestanding range for added peace of mind. This warranty covers all manufacturing and material faults. To register your warranty please refer to the information on page 61. Appliances without a 5 year warranty come with a 2 year warranty as standard.



For the machines featured in this brochure, we are also able to offer longer warranties on certain parts. This includes a 10 year Anti-Rust warranty on all dishwashers, a 10 year Compressor Drive warranty on selected cooling appliances, a 10 year iQdrive® warranty on selected washing machines and AquaStop lifetime warranty on selected washing machines and dishwashers.

For further details please refer to page 61 or visit our Siemens Home UK website.





# Welcome home.

Introducing coordinated and intelligently designed appliances by Siemens. Explore the entire freestanding range for even more flexibility and time-saving solutions that help support busy lifestyles. The range includes Laundry appliances with sensoFresh technology for the ability to wash silks and dry clean only materials hygienically, just using steam. Selected dishwashers in our range feature the Zeolith® drying system — a technological innovation that sets new standards for drying performance and energy efficiency. Siemens fridges all include clever hyperFresh food preservation technology helping to keep your food fresher for longer. The outstanding Siemens freezers with the noFrost sensor never have to be defrosted. All Siemens’ freestanding appliances work in harmony to create a spectacular experience for your home and kitchen.

Like and follow us on social media for the latest updates about our products, features and innovations.

Search Siemens Home UK



Or visit our website at [siemens-home.bsh-group.com/uk](https://siemens-home.bsh-group.com/uk) to find out more about our products and current offers

## Home laundry 8-27

|                            |       |
|----------------------------|-------|
| Laundry key features ..... | 10-21 |
| avantgarde .....           | 14-15 |
| Washing machines.....      | 22-24 |
| Washer dryers.....         | 25    |
| Tumble dryers.....         | 26-27 |

## Dishwashers 28-35

|  |       |
|--|-------|
| Dishwasher key features .....                | 30-33 |
| Full-size and Slimline (60cm and 45cm) ..... | 34-35 |

## Cooling 36-55

|                                   |       |
|-----------------------------------|-------|
| Cooling key features .....        | 38-45 |
| American fridge freezers.....     | 46-47 |
| Fridge freezers.....              | 48-51 |
| Upright single door fridges.....  | 52-53 |
| Upright single door freezers..... | 54-55 |

## Coffee 56-59

|              |       |
|--------------|-------|
| Coffee ..... | 56-59 |
|--------------|-------|

## Contact us 60-61

|  |    |
|--|----|
| Contact us.....                            | 61 |
| Register your manufacturer’s warranty..... | 61 |



# Every connection lets your world grow.

To learn more about this technology visit  
[siemens-home.bsh-group.com/uk](https://siemens-home.bsh-group.com/uk)



Our world has turned into an ever-growing network of partner services, to help you turn your house into a fully connected home.

#### Raise your voice and reduce your efforts with Amazon Alexa.

Food and ambience are equally important when it comes to pleasing your guests, but how can you be in two places at the same time – preparing dishes in the kitchen, whilst entertaining in the living room? Now with Home Connect and the right partner, it just became possible. Amazon Alexa enables you to voice-control various home appliances. With just one command, you can start the laundry program, preheat the oven, check the dishwashing progress or ask for your favourite coffee. A world of exciting possibilities awaits – just ask Alexa.

#### There are more important things to think of than dishwasher tablets.

##### Make life easier with Amazon Dash Replenishment.

Replenishing consumables is a small thing, but it can also become a big thing when you discover that you've just run out of essentials like dishwasher tablets. Discover the seamless way of managing dishwashing cycles by getting tablets automatically delivered to you, with the Home Connect app and your selected online shopping partners. By monitoring the number of dishwashing cycles, the system intelligently reorders dishwasher detergent for you, just in time, and with total convenience.

#### Define your unique with IFTTT

With IFTTT (If This Then That), you can integrate your Home Connect appliances seamlessly into your life and allow them to communicate with one another, allowing you to create your own automated applets which are perfectly tailored to your needs. Design bespoke triggers, for example, connect your coffee machine to your smart watch and your sleeping rhythm will then be recorded and directly sent to your coffee machine, which can then prepare you the most appropriate morning coffee - a double espresso after a rough night, or a latte after a good rest. There are so many possibilities to be creative; the smart lamp in your living room blinks when the laundry is done, the hood emotionLight lights up when your dinner is ready... Be inspired by checking the IFTTT partner app to learn about the latest "triggers" available.

Models shown above: Fully integrated dishwasher – model shown unavailable although please check matrix for freestanding dishwashers with Home Connect, **CT636LE56** coffee centre, **B1630CNS1B** warming drawer, **HN678GES6B** single oven, **LC91KWW60B** angled hood, **WM4UH640GB** freestanding avantgarde washing machine, **WT7XH940GB** freestanding avantgarde tumble dryer and **KG36NA145** freestanding fridge freezer.

## Ovens and Coffee Centre

- **recipeWorld:** Discover a large and delicious variety of Siemens approved recipes. Select your favourite via the app and send the settings directly to the oven, straight from your mobile, tablet or smart device.
- **coffeeWorld:** Explore a wide range of additional coffee specialties from all around the world. Select your choice via the app and send the drink instruction straight to your coffee machine.
- **coffeePlaylist:** Impress your guests by asking them to submit their coffee preferences via the app. Transfer the beverage list remotely to the coffee machine and the drinks will be prepared one after the other.
- Operate the oven and coffee machine intuitively from wherever you are, for instance preheat your oven while you are on your way home or rinse your coffee machine from your bed when you wake up in the morning, ready for the day ahead.

## Hobs and Hoods

- **emotionLight Pro:** Change the ambience of the kitchen by projecting a different colour of light from your hood. Access up to 256 colours via the Home Connect app, perfect for parties.
- **Cooking assistant:** Use the assist tab on the Home Connect App when using the hob to help you find or select cooking methods. Send the settings directly to your hob for easier and quicker evening meals.
- With both hobs and hoods you can conveniently monitor your appliances' cooking status, turn appliances on or off or change the cooking settings via your Home Connect App, from wherever you are.
- Push notifications are a helpful guide notifying you when your appliance needs maintenance attention, such as letting you know when the filters need replacing.

## Dishwashers

- **easyStart:** simply select the kind of dishes and your cleaning preference on the app and Home Connect will suggest the correct cycle for your load, making chores stress free and straightforward.
- Identify the most efficient wash for your load and access the whole programme offering through the app. With descriptions for each setting, use the app to help you identify the right wash for your cycle and send the load instructions straight to your machine.
- Operate the dishwasher from wherever you are to fit around your lifestyle. Check the wash time, receive push notifications to your mobile for machine maintenance or even start the machine remotely when out of home.

## Washing Machines and Tumble Dryers

- **easyStart:** select from 5 easy options via the Home Connect App to identify the best wash or drying setting. Send this cycle type direct from your app to the machine.
- Operate laundry appliances from wherever you are and receive push notifications when the cycle is finished and, for our i-Dos model, whenever the fill status of detergent or fabric softener is getting low.

## Fridge Freezers

- **Camera in the fridge:** Plan ahead by checking the contents of your fridge from wherever you are. Our fridge freezer model **KG36NH132** has two cameras in the fridge that regularly send updated internal fridge photographs to the Home Connect App allowing you to peer inside and plan ahead, even if you are at work or on your commute.
- **Manage your appliance remotely** and intuitively select and activate the ideal setting for your refrigerator. Whether you are returning from a food shop or boarding a flight, adjust your fridge temperature or setting directly using the app. Receive helpful push notifications directly to your app, such as when you leave the door open.



#### Take the next step into the future:

Discover how new connections redefine your daily life with Siemens and Home Connect. Wi-Fi enabled Home Appliances can already be operated through the Home Connect App, and now this technology connects your appliances with services of different partners – turning your house into a connected home.

This connectivity creates new possibilities and opportunities in your living space; such as changing the colour of your cooker hood to change the ambience of the kitchen, or setting up your oven using Amazon Alexa voice control, technology which both enriches and offers you more time and flexibility.



Try demo

If you haven't yet registered appliances on the app you can still try out the demo function to get a better understanding of the features available to you.

To experience the demo mode download the free Home Connect app and then press and hold 'Try demo' on the app's home screen.



# blackSteel refrigeration. Refined elegance meets innovative cooling.



Models shown:  
KS36VAX3P single door fridge and  
GS36NAX3P single door freezer

## Sophisticated Cool.

The Siemens elegant black steel anti-fingerprint refrigeration range with hyperFresh technology combines style and function. Available in both iQ500 and iQ300, experience the beautiful contemporary anti-fingerprint blackSteel fascia. blackSteel makes a statement whilst offering a practical, easy to maintain finish and a contemporary bold uniqueness to kitchen spaces.



## Complement your blackSteel fridge with a stunning blackSteel dishwasher.

With hydroDry technology that protects delicate glassware during the drying process, the ability to reduce running times by up to 66% with varioSpeed and flexibility for more convenient loading with the varioFlex rack and varioDrawer, discover a wide range of features that come with our iQ500 blackSteel dishwasher.



## blackSteel warranties.



All of the appliances in the blackSteel collection come with a Siemens Five Year Warranty.



blackSteel cooling appliances KG39NXB35G, KG36NXX3AG and KG34NVX3AG come with a 10 Year Compressor Drive Warranty.



The dishwasher in the blackSteel collection has a 10 Year Anti-Rust Warranty to protect against rust in the inner cavity of the appliance.



The dishwasher in the blackSteel collection also has a lifetime AquaStop Warranty to protect against water damage caused by a defective AquaStop system.

For more information on our warranties, please see page 61.



# Laundry.

## Welcome to a range designed around you.

### Siemens Washing Machines, Washer Dryers and Tumble Dryers deliver outstanding results every time.

Sleek, streamlined, and stylish, Siemens laundry appliances not only look great in your home, they perform perfectly too. With state-of-the-art technology Siemens washing machines are extremely energy efficient, easy to use, and most importantly designed to save you time and money.

All Siemens tumble dryers feature sensor drying, which provides uniform drying results, and makes over-drying a thing of the past. All Siemens tumble dryers have been developed to make laundry easier and less of a chore.

Siemens washer dryers combine the innovative functions of the modern washing machines and dryers in one appliance to save effort, time and space. At the touch of a button, with their large display and clear operation, you can conveniently control the variety of cycles from both worlds: washing and drying.

Siemens laundry warranties:

**5 Year Warranty**  
A Siemens Five Year Warranty is available on all Siemens freestanding washing machine and tumble dryer models listed in this brochure to protect against any manufacturing and material faults and defects during this warranty period.

**2 Year Warranty**  
A Siemens Two Year Warranty is available as on all Siemens Washer Dryers listed in this brochure to protect against any manufacturing and materials faults and defects during this warranty period.

**iQdrive® Motor 10 Year Warranty**  
The iQdrive® Motor Warranty is available on selected laundry machines to protect against any defects to the iQdrive® motor. For models with this warranty please check the laundry matrix.

**Lifetime AquaStop Warranty**  
Selected Siemens laundry appliances have a lifetime AquaStop warranty to protect against water damage caused by a defective AquaStop system. For models with this warranty please check the matrix.

To find out more about your warranty and for registration please refer to page 61.



Models shown: WM14YH89GB washing machine and WT4HY791GB tumble dryer



# Laundry key features.

## Laundry Energy and Capacity ratings.

### Washing machines

Our entire washing range boasts A+++ for energy. Siemens washing machines are extremely energy efficient and can automatically adapt the wash time and the energy consumption to the amount of laundry in the machine.


### Washer dryers and tumble dryers

Each of our washer dryer and tumble dryer appliances has a different energy rating. From B all the way through to the most efficient A+++ tumble dryers.

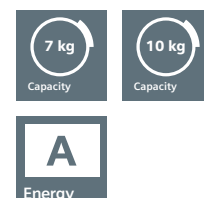
### Capacity

Each of our laundry appliances can hold a different amount of clothes, measured in weight. Our stunning avantgarde washing machine and iQ700 machine (WM16XGH1GB) can hold an impressive 10kg of clothing.

### Washing machine range



### Washer Dryer range

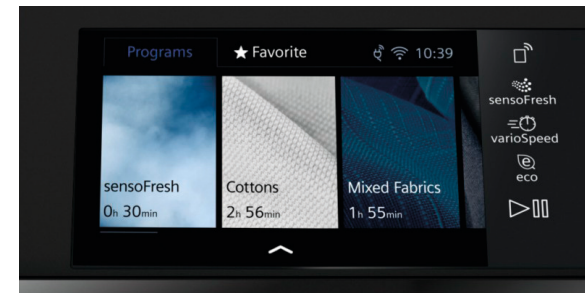


### Tumble dryer range



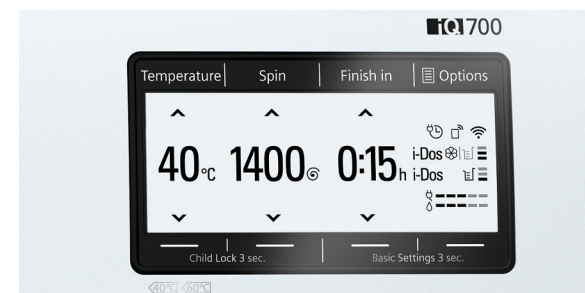
## Clear displays for easy selection.

With the Siemens Laundry collection choose from Touch TFT, TFT, LED or Toledo LED.



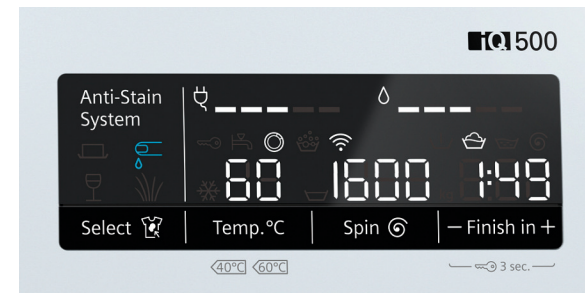
### iSelect TFT Display

With an innovative smart phone like interface, scroll through this large and colourful digital menu to select washing and drying programmes. Available on avantgarde machines only.




### TFT

Operation is simple with a high-resolution TFT clear text digital display with plenty of programme options. Clear text and symbols provide you with all the information you need about the programme sequence.



### LED

The large LED comfort display panel with touch buttons provide you with a full overview and makes operation effortless.



### Toledo LED

Full touch LED display alongside illuminated control dial for easy programme setting.



## The Home Connect App means you can start cleaning the laundry on your way home.

Siemens Wi-Fi-enabled washing machines with Home Connect can't take the loading and unloading away, but they will add exciting features to give you more flexibility and choice when doing your laundry.

### easyStart

The easyStart feature available in your Home Connect App helps you to find the best programme for your load. Just answer a few simple questions, for example defining the types of fabric and the degree of soiling. The machine will then remotely suggest and send the recommended wash settings to your appliance. Go from finding the ideal programme to starting the laundry in just a few seconds.

### Manage out of home.

#### Let your laundry adjust to your timetable

A washing machine you can monitor from wherever you are provides a lot of convenience. With the Home Connect App you always know if the laundry is ready or not, and you don't have to approach the machine to check it several times just to see that it's still running.

### Push notifications

Receive alerts to your app when the i-Dos compartment drawers need to be refilled with detergent or when the cycle is finished so you can focus on the important things.

### Connected partners

With our connected partners, Amazon Alex and IFTTT you can truly turn your living space into a fully connected home. Simply voice control your appliance just by asking Alexa. With the IFTTT app join your Home Connect appliance with a wider range of smart devices. Set up applets, digital commands, to create bespoke solutions such as programming smart lights to flash when the laundry cycle ends.

For more information about Home Connect visit Siemens Home UK: [siemens-home.bsh-group.com/uk](http://siemens-home.bsh-group.com/uk)





Excellent performance meets maximum energy-efficiency with Siemens laundry.

Model shown: WM16YH79GB washing machine

A new level of convenience.



**reload**  
The reload function allows the machine to be paused and the door opened at the next safe opportunity. It's the perfect solution when an extra item needs to be added to the load.



**antiVibration**  
Having antiVibration technology built-in to the design of the machine makes the appliance more stable, which in turn makes it quieter.



**rapid15, rapid30 and rapid40**  
What can you do in an hour? Add the laundry to your list. Need a shirt cleaning an hour before you're due to leave the house? Don't panic! The rapid15 and rapid30 wash, rinse and spin washing programme and rapid40 drying programme will save the day!



**Drum interior light**  
The drum is lit after switching on the appliance, after opening and closing the door and after starting the programme for extra convenience. The light switches off automatically.



**Less Ironing option**  
At the touch of a button 'Less Ironing' can be added to a selected programme, ensuring the machine gently and evenly drains the water and reduces the spin speed, helping to keep clothes creases to a minimum.



**Outdoor**  
This programme applies a waterproof treatment to breathable fabrics, prolonging the life of high-quality functional clothing like winter jackets, fleeces and ski suits.



# Reimagining the everyday: be avantgarde.

Siemens avantgarde: laundry care appliances setting new standards for style and function.



Models shown: WM14U940GB avantgarde washing machine and WT7XH940GB avantgarde tumble dryer

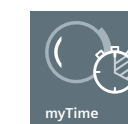
## Discover our most premium laundry care range designed to set new standards.

Discover laundry care appliances that keep up with your lifestyle. With a cutting-edge appearance Siemens avantgarde laundry models add a touch of brilliance to your home – even for everyday tasks like washing and drying laundry. Enjoy outstanding design and exceptional convenience thanks to the inclined ergonomic control panel, intuitive iSelect TFT Display, and an overall outstanding design.



### avantgarde washing machine with sensoFresh

The use of active oxygen marks the latest revolution in laundry care. For the first time, a washing machine provides the perfect solution to purify almost any kind of contamination. Whether it comes to odours or germs – with the sensoFresh System, even sensitive and non-washable fabrics can be treated both effectively and gently, all in just 30 to 45 minutes.



### avantgarde washing machine with speed options: myTime

Whether you're in a rush or have plenty of time, you can choose how long your washing or drying takes with myTime. Exclusive to avantgarde, myTime allows you to choose to run the programme from between 20 to 60 minutes, you decide. Now you can fit the laundry into your schedule without compromise.




### avantgarde tumble dryer with revolutionary drying: The intelligentCleaning system

The intelligentCleaning system provides maximum convenience without compromises on performance, since you don't need to remove the fluff after every cycle.



### Home Connect

Both avantgarde machines are Wi-Fi enabled allowing you to easily control your avantgarde appliances directly from the Home Connect app using your mobile or tablet device. Home Connect allows you to use features such as the easyStart function so you can select the most effective wash programme for your load based on answering a few simple questions; perfect for finding a suitable programme for washing sportswear or drying delicates. Home Connect conveniently also allows you to manage your appliance out of home so you can track the status of your laundry cycle when you're on the go. Push notifications directly to your app on your smart phone or tablet can also update you when the cycle ends.



### iSelect TFT Display

Both avantgarde machines have matching iSelect TFT Displays; an intuitive smartphone-like user interface, allowing you to select programmes by scrolling through a digital menu. This large clear screen provides clear and precise selection options. These two models with their stand-out displays coordinate together beautifully. The iSelect TFT Display panel helps aid the process of choosing programmes through clear legibility and a beautiful user-friendly interface.



To learn more about avantgarde, please visit our Siemens Home UK website [siemens-home.bsh-group.com/uk](https://www.siemens-home.bsh-group.com/uk)



Siemens Home Appliance washing machines take the hassle out of doing the washing. Our machines take full advantage of the latest technology and innovation, and are designed to make laundry less of a chore.




Experience effective odour removal with our top washing programme: sensoFresh.



#### sensoFresh


When you're out having fun it's difficult to prevent your clothes from picking up odours, but that's no problem for sensoFresh. Siemens washing machines with sensoFresh technology make it fast and simple to remove odours from all kinds of fabric and clothes, even dry clean only items and delicates. sensoFresh's revolutionary active oxygen system neutralises smells in just 30 to 45 minutes, without the need for water or detergents. Just pop your suit or evening dress in the machine on this programme, and it will come out smelling fresh and revitalised.

Together, the use of active oxygen and efficient sensor technology provide a highly convenient way to eliminate odours, delivering pleasantly fresh clothes and outstanding hygiene.




#### Meets your highest hygiene standards: The Drum Clean programme

An automatic alert after 20 washes to run the Drum Clean programme on a 90°C or 60°C wash which keeps the appliance clean and odour free.



#### Hygienically clean laundry even at low temperatures: The hygiene programme

The hygiene programme is particularly suitable for delicate textiles that cannot be washed in a high temperature wash programme.



#### Get perfectly clean laundry in up to 65% less time with varioSpeed

Available in our iQ700 and iQ500 washing machines only this feature can automatically detect when time can be saved. The smart sensor identifies load volume and textile kind, hence adapting the washing machines process time efficiently to suit the specific load.



#### Automatic programmes

Whether normal or delicate items – the automatic programmes 'Auto' function adjusts the entire wash cycle to the needs of your laundry for optimum effect. Perfect for hard-wearing fabrics this mode can even add extra detergent if your washing is heavily solid.



#### powerSpeed 59 system

With the new powerSpeed system the laundry gets evenly soaked and heated up much faster and more consistently, for more thorough washing. Suited for up to 5kg of cottons or blended fabrics the powerSpeed 59 result is achieved by a second pump, that feeds the water into the drum at the beginning of the washing process. In parallel, the detergent is mixed with water and gets sprayed into the centre of the load, shortening the run time to only 59 minutes and increasing the wash performance.



Model shown: **WM16W5H0GB** washing machine with LED display



# Washing machine key features.

## Just add laundry with i-Dos.

The i-Dos system automatically determines how much detergent is needed for each of your wash loads, based on the weight of the laundry and programme used.




Saving you time, the i-Dos washing machine allows you to simply place your clothes in the drum, select your desired programme and relax. The i-Dos system uses a combination of all the sensors to automatically determine the exact amount of liquid detergent needed for each of your laundry cycles, depending on the weight of the load and what programme is being used.

With the built-in drawer conveniently holding enough liquid detergent for around 20 washes, not only does this mean you don't have to measure and fill the container for every wash, but as the correct amount of liquid detergent is used every time, your clothes will receive the perfect wash whilst saving you time, water and detergent. The result, hassle-free laundry and perfectly clean clothes!



**Consumption indication**  
See which programmes use less energy and water with the consumption value indicator. This display option provides information about the relative energy consumption in selected cycles. The more the indicator lights light up, the higher the consumption. So if you are conscious about energy and water saving this setting will help you decide which cycle to choose.



Fast and efficient washing machines with added peace of mind.



For further information on washing machine warranties please see page 61.



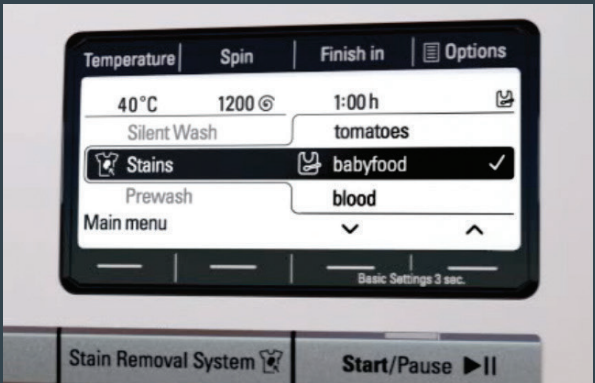
## Tough on stains, gentle on your washing.



Remove tough stains without the need for specialist products or pre-washing. Keeping your life uncluttered, our specially designed autoStain removal system (ASR) takes the effort out of cleaning tough stains. Simply load your clothes in the machine, choose a wash programme, select one of the 16 stain treatments and let ASR do the rest. This saves you time and removes the need for specialist products or pre-washing.

It happens to the best of us, a stain on your favourite dress or best shirt is part of life. However, we have a solution that is going to save you time and effort when it comes to removing stubborn stains. So next time you need to remove last night's wine from your shirt sleeve or a lipstick smudge on your favourite dress, look no further than your Siemens washing machine.

Whether it is red wine or coffee, dirt or grass, blood or even cosmetics, our autoStain removal system automatically optimises the wash settings to remove individual stains from your laundry. The system eradicates the need to pre-wash stained clothes and the use of special detergents, tackling up to 16 different types of stain. The system tailors the wash according to the nature of the stain, creating the perfect balance between the mechanical drum action, water level, wash time and temperature thus saving you time and money on buying specialist products. Those unforeseen accidents need not ruin your clothes anymore.



Stain selection is made easy with the large clearText TFT Display screen.

Illustration only. Actual washing machine display may vary.

Model shown above: WM14YH89GB washing machine





# A breath of fresh air: Siemens Washer Dryers.

With a Siemens washer-dryer combo, you can enjoy the luxury of complete laundry care without needing a lot of space.



**varioPerfect**  
The choice between speedPerfect and ecoPerfect; varioPerfect allows the setting of certain washes to be changed determined by what is most important to the user; time or energy.



**Wash and dry in only 60 minutes with the new Wash&dry60 programme**  
The Wash&dry60 washing cycle lasts 15 minutes and drying cycle lasts 45 minutes for extra speed for when you need to prepare your clothes quickly.



Model shown: WD14U520GB washer dryer



**selfCleaning condenser (Washer and Tumble Dryers)**  
An automatic selfCleaning condenser is integrated into many Siemens laundry appliances helping to keep the condenser lint free. This sensor-controlled programme is intuitive and collects lint during each drying cycle. The result is a continually lint-free condenser that helps to keep energy consumption constantly low at all times.



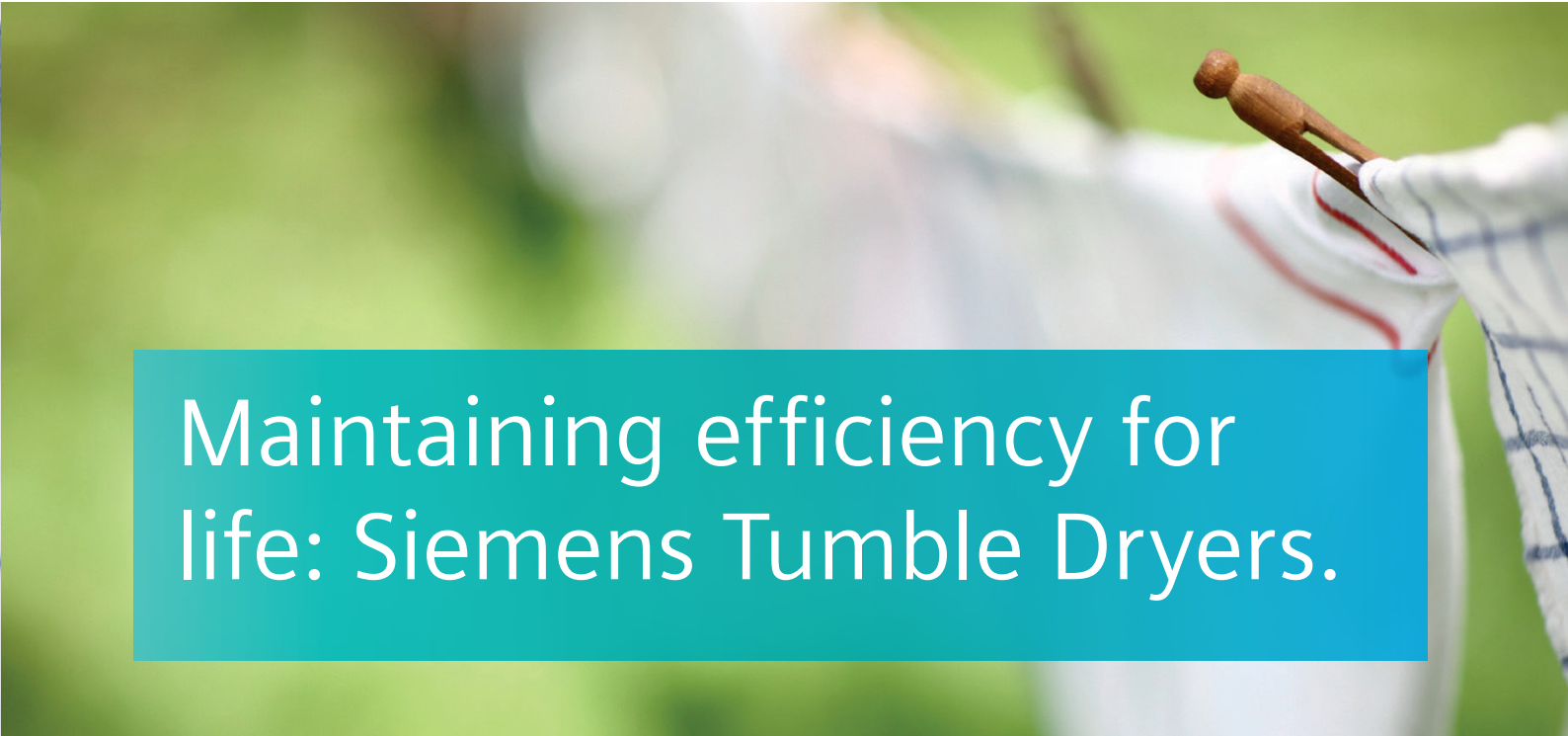
**The 10kg washer dryer**  
The 10kg washer dryer model provides ultimate convenience. Ideal for families you can achieve everything in one go with the ability to wash and dry a larger than average load.



**autoDry**  
Don't shrink away from drying with autoDry. autoDry technology prevents overheating or uneven drying. Sensors precisely measure and control the temperature and moisture of your laundry, preventing it from shrinking.

Fast and efficient washer dryers with added peace of mind.

For further warranty information please visit page 61.



# Maintaining efficiency for life: Siemens Tumble Dryers.

With the latest technology built into our appliances, Siemens offers energy-efficient and stunning looking appliances for stylish kitchens and utility spaces.

**Sensor drying**  
All Siemens tumble dryers feature sensor drying, which provides uniform drying results, and makes over-drying a thing of the past. Sensors in the drum continually monitor the residual moisture in the laundry. They detect when the load has reached the selected drying level, and move the programme to the final cool-down period.

So your laundry is afforded the utmost protection, while neither energy nor your time is wasted.



The heat exchanger is cleaned automatically several times during the drying cycle.

- 1 Water filtering
- 2 Self-cleaning
- 3 Lint and fluff

State-of-the-art technology is at the heart of all Siemens tumble dryers.

For further warranty information please visit page 61.



**High-performance and highly-efficient (Tumble Dryers only)**  
Let yourself be fascinated by the state-of-the-art technology of Siemens heat pump dryers. Heat pump dryers are condensation dryers equipped with a special heat pump technology. In contrast to classic condensation dryers, here energy in the form of heat is not discharged into the environment; instead it is retained for the drying process.

Siemens heat pump dryers achieve impressive energy values and consume significantly less energy than condensation dryers. Siemens heat pump dryers can also be set up, like all condensation dryers, in multiple places within the home since the condensed water is collected in a separate container integrated into the appliance.



Shoe drying basket



Wool drying basket

**A lot less ironing**  
The Less Ironing option extends the anti-crease phase period at the end of the cycle by up to 120 minutes leading to fewer creases in your laundry – so you can spend less time ironing.



**The rapid40 drying programme**  
With this programme, your washing will be perfectly dry in only 40 minutes, thanks to optimised temperature control and a customised cool-down phase.



**Wool or Shoe Drying basket**  
To further protect your garments and materials during the drying process Siemens tumble dryers come with a drying basket. Just place your items onto this sturdy platform during the drying cycle.



# Washing machines

## iQ 700 WM14U940GB

avantgarde Washing machine  
White 1400rpm spin speed



5

Year Warranty

Lifetime Warranty

10

Year Warranty

### Washing machine specifications

| APPLIANCE TYPE   | WASHING MACHINES  |   |
|--|---|---|
| Design family  | avantgarde  | iQ 700  |
| Model number   | WM14U940GB  | WM14YH89GB  |
| Colour   | White   | White   |
| Available From   |   |   |
| KEY FEATURES   |   |   |
| Home Connect   | ■   | ■   |
| sensoFresh   | ■   | –   |
| i-Dos intelligent dosing system                            | –   | ■   |
| varioPerfect / varioSpeed and powerSpeed 59                | ■   | ■ / –   |
| iQDrive®   | ■   | ■   |
| antiVibration design                                       | ■   | ■   |
| Consumption indicator                                      | ■   | ■   |
| autoStain removal system (ASR)                             | –   | ■   |
| ADDITIONAL FEATURES  |   |   |
| Drum interior light  | ■   | ■   |
| Display  | iSelect TFT   | TFT   |
| Child lock   | ■   | ■   |
| Water protection system                                    | AquaStop  | AquaStop  |
| PROGRAMMES/FUNCTIONS                                       |   |   |
| List of programmes   | Automatic programmes, Delicates, Easy-care, Cottons, Woollens hand wash, intelligentCleaning<br><br>Automatic Soft, Curtains 30°C, Drain, Duvet, Mixed Fabrics, myTime, Outdoor, rapid15, Shirts, Single Rinse, Single Spin, Start / Reload | Automatic programmes, Delicates, Easy-care, Cottons, Woollens hand wash<br><br>Hygiene, Curtains 30°C, Dark laundry, Drum clean with reminder, ecoPerfect, Extra rinse, Outdoor, Prewash, Mixed Fabrics, rapid15, Ready, Remote Start, Rinse/Spin/Drain, Shirts, speedPerfect, Spin speed reduction, Stain selection, Start/Reload, Temperature selection |
| Additional options   | Consumption indicator energy + water,   | Consumption indicator energy + water, load measurement, stain table   |
| Duration of Quick Wash programme (minutes)                 | 15  | 15  |
| PERFORMANCE  |   |   |
| Energy efficiency class                                    | A+++  | A+++  |
| Capacity cotton (kg)                                       | 10.0  | 9.0   |
| Maximum spin speed (rpm)                                   | 1400  | 1400  |
| Washing performance class                                  | A   | A   |
| Spin drying performance class                              | B   | B   |
| Energy consumption annual (kWh/annum)                      | 143   | 152   |
| 10% more economical than the standard value of 196kWh p.a. | –   | –   |
| 20% more economical than the standard value of 196kWh p.a. | –   | –   |
| 30% more economical than the standard value of 196kWh p.a. | –   | ■   |
| 40% more economical than the standard value of 196kWh p.a. | ■   | –   |
| Water consumption annual (l/annum)                         | 11600   | 11220   |
| Front right zone – with powerBoost (max. kW)               | 46/72   | 47/71   |
| TECHNICAL INFORMATION                                      |   |   |
| Dimensions of the product: HxWxD (cm)                      | 84.8 x 59.8 x 62.2  | 85 x 60 x 59  |

■ Yes, model has this feature.      – Feature not available for this model.

Cottons 60+ecoPerfect and Cottons 40/60+ ecoPerfect are the standard washing programmes to which the information in the label relates. These programmes are suitable to clean normally soiled cotton laundry and are the most efficient programmes in terms of combined energy and water consumption. Annual energy and water consumption based on 220 standard wash cycles.

### Washing machine specifications

| APPLIANCE TYPE   | WASHING MACHINES  |   |   |  |  |  |
|--|---|---|---|--|--|--|
| Design family  | iQ 700  | iQ 700  | iQ 700  | iQ 500   | iQ 500   | iQ 500   |
| Model number   | WM16XGH1GB  | WM16YH79GB  | WM14YH79GB  | WM16W5H0GB   | WM14VMH9GB   | WM14W5H0GB   |
| Colour   | White   | White   | White   | White  | White  | White  |
| Available From   | SEPTEMBER 2019  |   |   |  | SEPTEMBER 2019   |  |
| KEY FEATURES   |   |   |   |  |  |  |
| Home Connect   | ■   | ■   | ■   | ■  | ■  | ■  |
| sensoFresh   | –   | –   | –   | –  | –  | –  |
| i-Dos intelligent dosing system                            | –   | –   | –   | –  | –  | –  |
| varioPerfect / varioSpeed and powerSpeed 59                | – / ■   | ■ / –   | ■ / –   | ■ / –  | – / ■  | ■ / –  |
| iQDrive®   | ■   | ■   | ■   | ■  | ■  | ■  |
| antiVibration design                                       | ■   | ■   | ■   | ■  | ■  | ■  |
| Consumption indicator                                      | ■   | ■   | ■   | ■  | ■  | ■  |
| autoStain removal system (ASR)                             | ■   | ■   | ■   | ■  | ■  | ■  |
| ADDITIONAL FEATURES  |   |   |   |  |  |  |
| Drum interior light  | ■   | ■   | ■   | ■  | ■  | ■  |
| Display  | TFT   | TFT   | TFT   | LED  | LED  | LED  |
| Child lock   | ■   | ■   | ■   | ■  | ■  | ■  |
| Water protection system                                    | AquaStop  | AquaStop  | AquaStop  | Multiple water protection  | Multiple water protection  | Multiple water protection  |
| PROGRAMMES/FUNCTIONS                                       |   |   |   |  |  |  |
| List of programmes   | Delicates, Easy-care, Cottons, Woollens hand wash<br><br>Hygiene, Memory, Drum clean with reminder, powerSpeed 59, Extra rinse, Outdoor, Prewash, Mixed Fabrics, rapid15/rapid30, Ready, Remote Start, Rinse/Spin/Drain, Shirts, varioSpeed, Spin speed reduction, Stain selection, Start/Reload, Temperature selection | Automatic programmes, Delicates, Easy-care, Cottons, Woollens hand wash<br><br>Hygiene, Automatic, Automatic Soft, Curtains 30°C, Down, Drain, Drum clean with reminder, ecoPerfect, Extra Rinse, Outdoor/waterproofing, Prog 3 sec., Mixed Fabrics, Ready, Remote Start, Shirts, speedPerfect, Spin speed reduction, Stain selection, Start/Reload, Rapid 15 min/30 min, Temperature selection | Automatic programmes, Delicates, Easy-care, Cottons, Woollens hand wash<br><br>Hygiene, Automatic, Automatic Soft, Curtains 30°C, Down, Drain, Drum clean with reminder, ecoPerfect, Extra Rinse, Outdoor/waterproofing, Prog 3 sec., Mixed Fabrics, Ready, Remote Start, Shirts, speedPerfect, Spin speed reduction, Stain selection, Start/Reload, rapid15/rapid30, Temperature selection | Delicates, Easy-care, Cottons, Woollens hand wash<br><br>Hygiene, Curtains 30°C, Dark Wash, Drum clean with reminder, ecoPerfect, Extra rinse, Outdoor/Textile Guard, Prewash, Mixed Fabrics, rapid15, Ready, Remote Start, Rinse/Spin/Drain, Shirts, Spin speed reduction, Stain selection, Start/Reload, Temperature selection | Delicates, Easy-care, Cottons, Woollens hand wash<br><br>powerSpeed 59, Drum clean with reminder, Easy Care Plus, varioSpeed, Extra Rinse, Outdoor, Prewash, Mixed Fabrics, rapid15/rapid30, Ready, Remote Start, Rinse/Spin/Drain, Shirts, Spin speed reduction, Stain selection, Start/Reload, Temperature selection | Delicates, Easy-care, Cottons, Woollens hand wash<br><br>Hygiene, Curtains 30°C, Dark Wash, Drum clean with reminder, ecoPerfect, Extra rinse, Outdoor/Textile Guard, Prewash, Mixed Fabrics, rapid15, Ready, Remote Start, Rinse/Spin/Drain, Shirts, speedPerfect, Spin speed reduction, Stain selection, Start/Reload, Temperature selection |
| Additional options   | Consumption indicator energy + water, load measurement, stain table   | Consumption indicator energy + water, load measurement, stain table   | Consumption indicator energy + water, load measurement, stain table   | Consumption indicator energy + water, load measurement, stain table  | Consumption indicator energy + water, stain table  | Consumption indicator energy + water, load measurement, stain table  |
| Duration of Quick Wash programme (minutes)                 | –   | 15/30   | 15/30   | 15   | 15/30  | 15   |
| PERFORMANCE  |   |   |   |  |  |  |
| Energy efficiency class                                    | A+++  | A+++  | A+++  | A+++   | A+++   | A+++   |
| Capacity cotton (kg)                                       | 10.0  | 9.0   | 9.0   | 9.0  | 9.0  | 9.0  |
| Maximum spin speed (rpm)                                   | 1600  | 1600  | 1400  | 1600   | 1400   | 1400   |
| Washing performance class                                  | A   | A   | A   | A  | A  | A  |
| Spin drying performance class                              | A   | A   | B   | A  | B  | B  |
| Energy consumption annual (kWh/annum)                      | –   | 152   | 152   | 152  | –  | 152  |
| 10% more economical than the standard value of 196kWh p.a. | –   | –   | –   | –  | –  | –  |
| 20% more economical than the standard value of 196kWh p.a. | ■   | –   | –   | –  | ■  | –  |
| 30% more economical than the standard value of 196kWh p.a. | –   | ■   | ■   | ■  | –  | ■  |
| 40% more economical than the standard value of 196kWh p.a. | –   | –   | –   | –  | –  | –  |
| Water consumption annual (l/annum)                         | –   | 11220   | 11220   | 11220  | –  | 11220  |
| Front right zone – with powerBoost (max. kW)               | 49/75   | 47/73   | 47/71   | 47/73  | 47/71  | 47/71  |
| TECHNICAL INFORMATION                                      |   |   |   |  |  |  |
| Dimensions of the product: HxWxD (cm)                      | 84.8 x 59.8 x 63  | 85 x 60 x 59  | 85 x 60 x 59  | 84.5 x 60 x 59   | 84.8 x 59.8 x 63   | 84.5 x 60 x 59   |

■ Yes, model has this feature.      – Feature not available for this model.

Cottons 60+ecoPerfect and Cottons 40/60+ ecoPerfect are the standard washing programmes to which the information in the label relates. These programmes are suitable to clean normally soiled cotton laundry and are the most efficient programmes in terms of combined energy and water consumption. Annual energy and water consumption based on 220 standard wash cycles.





Washing machine specifications

| APPLIANCE TYPE   | WASHING MACHINES  |   |  |   |   |
|--|---|---|--|---|---|
| Design family  | iQ500   | iQ500   | iQ500  | iQ300   | iQ300   |
| Model number   | WM14VPH9GB  | WM14W750GB  | WM14T790GB   | WM14N201GB  | WM12N201GB  |
| Colour   | White   | White   | White  | White   | White   |
| Available from   | SEPTEMBER 2019  |   |  |   |   |
| KEY FEATURES   |   |   |  |   |   |
| Home Connect   |   | –   | –  | –   | –   |
| sensoFresh   |   |   |  | –   | –   |
| i-Dos intelligent dosing system                            | –   | –   | –  | –   | –   |
| varioPerfect / varioSpeed and Powerwash 59                 | – /   | –   | –  | –   | / –   |
| iQDrive®   |   |   |  |   |   |
| antiVibration design                                       |   |   |  |   |   |
| Consumption indicator                                      |   |   |  | –   | –   |
| autoStain removal system (ASR)                             |   |   | –  | –   | –   |
| ADDITIONAL FEATURES  |   |   |  |   |   |
| Drum interior light  |   |   |  | –   | –   |
| Display  | LED   | LED   | Toledo LED   | LED   | LED   |
| Child lock   |   |   |  |   |   |
| Water protection system                                    | Multiple water protection   | Multiple water protection   | Multiple water protection  | Multiple water protection   | Multiple water protection   |
| PROGRAMMES/FUNCTIONS                                       |   |   |  |   |   |
| List of programmes   | Delicates, Easy-care, Cottons, Woollens hand wash<br><br>Hygiene, Drum Clean, Less Ironing, powerSpeed 59, Extra rinse, Outdoor, Prewash, Mixed Fabrics, rapid15/rapid30, Rinse/Spin/Drain, varioSpeed, Spin speed reduction, Start/Reload, Temperature selection | Delicates, Easy-care, Cottons, Woollens hand wash<br><br>Hygiene, Drum Clean, Dark Wash, Less Ironing, ecoPerfect, Extra rinse, Outdoor, Prewash, Extra rinse, Outdoor/waterproofing, Prewash, Mixed Fabrics, rapid15, Ready, Rinse/Spin/Drain, speedPerfect, Spin speed reduction, Start/Reload, Temperature selection | Delicates, Easy-care, Cottons, Woollens hand wash<br><br>Easy-care plus, Less Ironing, ecoPerfect, Memory, Outdoor, Prewash, Mixed Fabrics, rinse/spin/drain, rinse hold, shirts, speedPerfect, Spin speed reduction, Start/Reload, rapid15/rapid30, Temperature selection, Time delay/Remaining | Delicates, Easy-care, Cottons, Woollens hand wash<br><br>Hygiene, Dark Wash, Shirts, Drum clean with reminder, Duvet, Less Ironing, rapid60, Outdoor, Mixed Fabrics, Ready, rinse/spin/drain, shirts, speedPerfect/ecoPerfect, Spin speed reduction, Start/Reload, rapid15/rapid30, Temperature selection | Delicates, Easy-care, Cottons, Woollens hand wash<br><br>Hygiene, Dark Wash, Shirts, Drum clean with reminder, Duvet, Less Ironing, rapid60, Outdoor, Mixed Fabrics, Ready, rinse/spin/drain, Shirts, speedPerfect/ecoPerfect, Spin speed reduction, Start/Reload, rapid15/rapid30, Temperature selection |
| Additional options   | Consumption indicator energy + water  | Consumption indicator energy + water  | Consumption indicator energy + water   | –   | –   |
| Duration of Quick Wash programme (minutes)                 | 15/30   | 15  | 15   | 15/30/60  | 15/30/60  |
| PERFORMANCE  |   |   |  |   |   |
| Energy efficiency class                                    | A+++  | A+++  | A+++   | A+++  | A+++  |
| Capacity cotton (kg)                                       | 9.0   | 9.0   | 9.0  | 8.0   | 8.0   |
| Maximum spin speed (rpm)                                   | 1400  | 1400  | 1400   | 1400  | 1200  |
| Washing performance class                                  | A   | A   | A  | A   | A   |
| Spin drying performance class                              | B   | B   | B  | B   | B   |
| Energy consumption annual (kWh/annum)                      | –   | 152   | 152  | 176   | 176   |
| 10% more economical than the standard value of 196kWh p.a. | –   | –   | –  |   |   |
| 20% more economical than the standard value of 196kWh p.a. |   | –   | –  | –   | –   |
| 30% more economical than the standard value of 196kWh p.a. | –   |   |  | –   | –   |
| 40% more economical than the standard value of 196kWh p.a. | –   | –   | –  | –   | –   |
| Water consumption annual (l/annum)                         | –   | 11220   | 11220  | 9900  | 9900  |
| Front right zone – with powerBoost (max. kW)               | 47/71   | 47/71   | 48/73  | 55/76   | 55/76   |
| TECHNICAL INFORMATION                                      |   |   |  |   |   |
| Dimensions of the product: HxWxD (cm)                      | 84.8 x 59.8 x 63  | 84.5 x 60 x 59  | 84.8 x 59.8 x 61.8   | 84.8 x 60 x 59  | 84.8 x 60 x 59  |

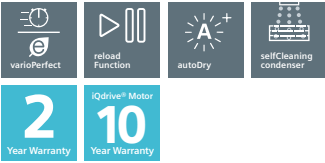
Yes, model has this feature.      – Feature not available for this model.

Cottons 60+ecoPerfect and Cottons 40/60+ ecoPerfect are the standard washing programmes to which the information in the label relates. These programmes are suitable to clean normally soiled cotton laundry and are the most efficient programmes in terms of combined energy and water consumption. Annual energy and water consumption based on 220 standard wash cycles.

# Washer dryers

## iQ500 WD14U520G

### Washer dryer White 1400rpm spin speed



Washer dryer specifications

| APPLIANCE TYPE  | WASHER DRYERS   |  |   |
|---|---|--|---|
| Design family   | iQ500   | iQ500  | iQ500   |
| Model number  | WD14U520GB  | WD14H422GB   | WD15G422GB  |
| Colour  | White   | White  | White   |
| KEY FEATURES  |   |  |   |
| varioPerfect  |   |  |   |
| iQDrive®  |   |  |   |
| Reload facility   |   |  |   |
| autoDry function  |   |  |   |
| selfCleaning condenser  |   |  | –   |
| ADDITIONAL FEATURES   |   |  |   |
| Drum interior light   |   | –  | –   |
| Display   | Toledo LED  | LED  | LED   |
| Child lock  |   |  |   |
| Water protection system   | Multiple water protection   | hydroSecure  | hydroSecure   |
| PROGRAMMES/FUNCTIONS  |   |  |   |
| List of programmes  | Delicates, Easy-care, Cottons, Woollens hand wash, intelligentCleaning  | Delicates, Easy-care, Cottons, Woollens hand wash  | Delicates, Easy-care, Cottons, Woollens hand wash   |
| Additional options  | Hygiene, Drum clean with reminder, Less Ironing, ecoPerfect, Extra Rinse, Mixed Fabrics, myTime, Outdoor, Prewash, Quiet washing, rapid15, Refresh, rinse/spin/drain, Shirts, speedPerfect, Towels, Wash&Dry60, waterPlus | 1-3 additional rinse cycles, Drain, Less Ironing, ecoPerfect, Fluff clean, Intensive dry, Gentle dry, Mixed Fabrics, Outdoor, Prewash, rapid15, Refresh, Shirts, Single Rinse, speedPerfect, Wash&Dry60, waterPlus | Drain / Spin, ecoPerfect, Extra Rinse, Fluff clean, Intensive dry, Gentle dry, Hygiene Care, Prewash, Mixed Fabrics, Outdoor, rapid15, Shirts, Single Rinse, speedPerfect, Wash&Dry60 |
| Duration of Quick Wash programme (minutes)                                  | 15  | 15   | 15  |
| PERFORMANCE   |   |  |   |
| Energy efficiency class   | A   | A  | A   |
| Capacity cotton – Washing (kg)  | 10.0  | 7.0  | 7.0   |
| Capacity cotton – Drying (kg)   | 6.0   | 4.0  | 4.0   |
| Maximum spin speed (rpm)  | 1400  | 1400   | 1500  |
| Washing performance class   | A   | A  | A   |
| Energy consumption - Wash and dry, full wash load (kWh)                     | 6.82  | 4.76   | 4.76  |
| Energy consumption - Wash only (kWh)  | 1.22  | 0.66   | 0.73  |
| Water consumption - Wash and dry, full wash load (litres)                   | 125   | 57   | 103   |
| Total annual water consumption (Washing and drying 200 full loads) (litres) | 25000   | 11400  | 20600   |
| Total annual energy consumption (Washing and drying 200 full loads) (kWh)   | 1364  | 952  | 952   |
| Noise level washing/spinning/ drying (dB[A] re 1 pW)                        | 47 /71 /61  | 46/74/61   | 47/74/59  |
| TECHNICAL INFORMATION   |   |  |   |
| Dimensions of the product: HxWxD (cm)                                       | 84.8 x 59.8 x 64.5  | 84.8 x 60 x 59   | 85 x 60 x 59  |

Yes, model has this feature.      – Feature not available for this model.



# Tumble dryers

**iQ 700** WT7XH90GB

avantgarde Tumble dryer  
White



homeconnect

Heat pump

selfCleaning condenser

antiVibration Design

5

Year Warranty

iQdrive® Motor

10

Year Warranty



Want to stack your washing machine and tumble dryer to help create more space in your kitchen or utility room? You'll need our stacking kit. It's an ergonomic solution too, because the tumble dryer is mounted at a convenient height for loading and unloading.



## Tumble dryer specifications

| APPLIANCE TYPE  | TUMBLE DRYER   |
|---|--|
| Design family   | avantgarde   |
| Model number  | WT7XH940GB   |
| Colour  | White  |
| KEY FEATURES  |  |
| Home Connect  | ■  |
| iQDrive®  | ■  |
| Heat pump   | ■  |
| selfCleaning condenser  | ■  |
| antiVibration design  | ■  |
| ADDITIONAL FEATURES   |  |
| Sensor drying with revolution drying system                                   | ■  |
| Display   | iSelect TFT  |
| Anti-crease cycle (mins)  | 120  |
| Time delay / Time Remaining   | ■  |
| Drum interior light   | –  |
| Water container full / blocked filter warning indicator                       | ■ / ■  |
| Child lock  | ■  |
| PROGRAMMES/FUNCTIONS  |  |
| Programme options for drying  | Cotton, Delicates, Lingerie, Dry shoes, Duvet, Jeans, Mixed Fabrics, Outdoor, Pillows, Shirts/blouses, rapid40, Easy-Care, Time programme cold, Time programme warm, Towels, Woollens finish myTime Intelligent cleaning system autoDry, Less Ironing, Basket for woollens/shoes, Memory |
| PERFORMANCE   |  |
| Energy efficiency class   | A+++   |
| Capacity cotton (kg)  | 9.0  |
| Energy consumption annual (kWh)   | 194  |
| Condensation efficiency class   | B  |
| Condensation efficiency for standard cotton programme – Full and partial load | 87%  |
| Noise level (dB[A] re 1 pW)   | 61   |
| TECHNICAL INFORMATION   |  |
| Dimensions of the product: HxWxD (cm)   | 84.2 x 59.8 x 64.4   |

■ Yes, model has this feature. – Feature not available for this model.

The programme cotton cupboard dry used at full and partial loads is the standard drying programme to which the information on the energy label refers. This is the most efficient programme in terms of energy consumption for cotton. Annual consumption is based on 160 drying cycles.

| ACCESSORIES  |         |
|--|---------|
| Stacking kit for washing machines  | WZ11410 |
| Stacking kit with pull-out shelf for stacking washing machines and tumble dryers | WZ20400 |
| Platform with pull-out drawer for stacking washing machines and tumble dryers    | WZ20500 |



## Tumble dryer specifications

| APPLIANCE TYPE  | TUMBLE DRYERS  |  |  |  |
|---|--|--|--|--|
| Design family   | <b>iQ 700</b>  | <b>iQ 500</b>  | <b>iQ 300</b>  | <b>iQ 300</b>  |
| Model number  | WT4HY791GB   | WT47W591GB   | WT45M232GB   | WT45N201GB   |
| Colour  | White  | White  | White  | White  |
| KEY FEATURES  |  |  |  |  |
| Home Connect  | ■  | –  | –  | –  |
| iQDrive®  | –  | –  | –  | –  |
| Heat pump   | ■  | ■  | ■  | –  |
| selfCleaning condenser  | ■  | ■  | ■  | –  |
| antiVibration design  | ■  | ■  | ■  | ■  |
| ADDITIONAL FEATURES   |  |  |  |  |
| Sensor drying with revolution drying system                                   | ■  | ■  | ■  | ■  |
| Display   | TFT  | TFT  | LED  | LED  |
| Anti-crease cycle (mins)  | 120  | 120  | 120  | 120  |
| Time delay / Time Remaining   | ■  | ■  | ■  | ■  |
| Drum interior light   | ■  | ■  | ■  | ■  |
| Water container full / blocked filter warning indicator                       | ■ / ■  | ■ / ■  | ■ / ■  | ■ / ■  |
| Child lock  | ■  | ■  | ■  | ■  |
| PROGRAMMES/FUNCTIONS  |  |  |  |  |
| Programme options for drying  | Hygiene, Cottons, Lingerie, Duvet, Mixed Fabrics, Outdoor, Shirts, rapid40, Easy-Care, Time programme cold, Time programme warm, Towels, Wool in the basket autoDry, Less Ironing, TFT display | Hygiene, Cottons, Lingerie, Duvet, Mixed Fabrics, Outdoor, Shirts, rapid40, Easy-Care, Time programme cold, Time programme warm, Towels, Wool in the basket autoDry, Less Ironing, TFT display | Cottons, Easy-Care, Lingerie, Mixed Fabrics, Outdoor, Shirts, rapid40, Time programme cold, Time programme warm, Towels, Woollens finish, Low Heat autoDry, Less Ironing | Cottons, Easy-Care, Hygiene, Lingerie, Mixed Fabrics, Outdoor, Shirts 15, rapid40, Time programme cold, Time programme warm, Woollens finish, Low Heat autoDry, Less Ironing |
| PERFORMANCE   |  |  |  |  |
| Energy efficiency class   | A++  | A++  | A++  | B  |
| Capacity cotton (kg)  | 9.0  | 8.0  | 8.0  | 8.0  |
| Energy consumption annual (kWh)   | 259  | 233  | 224  | 560  |
| Condensation efficiency class   | A  | A  | B  | B  |
| Condensation efficiency for standard cotton programme – Full and partial load | 91%  | 91%  | 83%  | 88%  |
| Noise level (dB[A] re 1 pW)   | 64   | 64   | 64   | 65   |
| TECHNICAL INFORMATION   |  |  |  |  |
| Dimensions of the product: HxWxD (cm)   | 84.2 x 60 x 63.4   | 84.2 x 60 x 65.2   | 84.2 x 59.8 x 65.2   | 84.2 x 59.8 x 65.2   |

■ Yes, model has this feature. – Feature not available for this model.

The programme cotton cupboard dry used at full and partial loads is the standard drying programme to which the information on the energy label refers. This is the most efficient programme in terms of energy consumption for cotton. Annual consumption is based on 160 drying cycles.



# Dishwashers. Cutting-edge innovations for extra shine.

As you'd expect, Siemens dishwashers take full advantage of the latest technologies.

Designed to fit in around your busy lifestyle our standard 60cm and slim line 45cm dishwashers feature efficient, time saving and environmentally conscious programmes that are going to make your dishes shine. With sleek and stylish design, both inside and out, Siemens dishwashers are designed to complement your home.

Siemens dishwasher warranties:

- 5

Year Warranty

**5 Year Warranty**

A Siemens Five Year Warranty is available on all Siemens freestanding dishwasher models to protect against any manufacturing and material faults and defects during this warranty period.
- 10

Year Warranty

**10 Year Anti-Rust Warranty**

All Siemens dishwashers purchased from the 1st January 2012 onwards have a 10 Year Anti-Rust Warranty to protect against rust in the inner cavity of the appliance.
- AquaStop

Lifetime Warranty

**Lifetime AquaStop Warranty**

All Siemens freestanding dishwashers listed in this brochure have a lifetime AquaStop warranty to protect against water damage caused by a defective AquaStop system.

To find out more about your warranty and for registration please refer to page 61.



Model shown: SN278I36TE 60cm dishwasher



# Dishwashing key features.



## Welcome to a new era of dishwashing with brilliantShine.



Our brilliantShine system combines our low temperature glass care programme with our advanced water softening technology and Zeolith® drying to ensure your glassware is taken care of. Straight from dishwasher to table, Shine&Dry gives you streak-free, shining glasses. Harnessing the power of Zeolith® at its best, the special drying cycle also works just as well on plastics, pots and pans. Saving you time, you no longer need to give glasses an extra towel dry to smarten them up, allowing you to spend more time preparing for your guests arrival. With the brilliantShine system your glassware is always ready to shine for your guests, even unexpected ones.

That's what the new brilliantShine system with Zeolith® Drying is made for: creating the perfect conditions to start every day with a highlight, and sparkling glasses that you can be proud of.

There are three factors in dishwashing that influence the shine of your glassware: temperature, cycle time, and the use of detergent.

The new brilliantShine system offers three intelligent solutions that take care of these factors:

- Zeolith® drying uses a Zeolite mineral that absorbs moisture and converts it into a gentle heat.
- The Shine&Dry option swills all residues of detergent with extra rinsing water, resulting in streak free, shining glassware.
- The Glass 40°C programme ensures that your glassware is not exposed to excessive temperatures or spray pressures, and keeps the cycle time shorter.

## Zeolith®: Super efficient drying technology.




Using advanced drying technologies Siemens dishwashers keep energy consumption to a minimum. Zeolith®, a form of zeolite mineral has the astonishing ability to absorb moisture and convert it to heat. What does this mean for you? The heat produced naturally by the Zeolith® is used for the drying cycle. No additional energy is therefore required to heat up the contents of your dishwasher for the drying process (as with a standard drying system). This leads to excellent drying results, with less energy usage than models without Zeolith® technology.

Zeolith® is stored in the depths of the dishwasher; it regenerates itself and keeps working for the lifetime of the machine meaning you never have to replace it! Combine this with the economy 50°C programme to get brilliant results with minimal energy.


### Drying phase

Zeolith® absorbs moisture and converts it to heat energy.



### Cleaning phase


As the mineral is heated during the cleaning cycle, it is recharged and ready to absorb moisture once more.



## Take your mind off the household chores using the Home Connect App.

Connect your Wi-Fi ready dishwasher with the Home Connect App to easily select programmes and options to start your dishwasher from wherever you are, whenever you want. Thanks to this app technology, you can control your appliance out of home and have the dishes ready exactly when you need them. Perfect for busy lifestyles, when the cycle is finished, the Home Connect App can send you a push notification to let you know, so you can focus more time on doing the things you enjoy.

The easyStart menu on the Home Connect App guides you through selecting options to ensure your dishes are washed with the optimum setting for the load. It's easy to adjust your dishwasher settings via the app on your mobile or tablet to keep it running at maximum efficiency.



### Partner services

You can even use our partner services, Amazon Dash Replenishment, Amazon Alexa and IFTTT to manage your machine.

### Amazon Alexa

Whether you want to start or finish the cycle, or check the remaining cycle time, just ask Amazon Alexa.

### IFTTT

IFTTT technology allows you to integrate the Home Connect App to produce customised applets, (demands between two devices), so you can really bring your smart home to life. For example, you could make your lights flash to alert you when your dishes are ready.

### Amazon Dash Replenishment

The integrated Tab Counter can be linked to Amazon Dash Replenishment to offer even more convenience. Simply let the Home Connect App know when you buy new dishwasher tablets. The app will monitor the amount of tablets you have left, will notify you when you are running low and can reorder automatically via the Amazon online site. That's one less item on the shopping list to think about.

Learn more about Home Connect by visiting the Home Connect page at [siemens-home.bsh-group.com/uk](http://siemens-home.bsh-group.com/uk)

## Basket systems for added flexibility and better results.



### varioDrawer

By adding a third shelf for cutlery, varioDrawer removes the need for a cutlery basket.



### varioDrawer Pro

The varioDrawer Pro adds a third shelf for cutlery and removes the need for a cutlery basket, creating more space. Knives, forks and spoons are placed on their side, leaving them easier to remove when emptying the dishwasher. Convenient blue touchpoints also indicate all the adjustment options available, such as lowering the side sections to accommodate bulkier items like espresso cups and ladles.



### varioFlex basket system

The ability to fold down certain compartments within the cavity for extra room and flexibility.



### varioFlex Pro basket system

The VarioFlex Pro basket system is designed to accommodate different shapes and sizes of crockery and allows you to create extra space for pots and pans with ease. Blue touchpoints inside the baskets indicate all the adjustment options available at a glance. It's never been so easy to adjust the slats to suit each load, making the inside of your dishwasher constantly adaptable.

### rackMatic™

Available across all basket systems, this feature conveniently allows the user to raise and lower the height of the top basket to create more or less space, even when the dishwasher is loaded.



## Let the dishwasher do the work, with the automatic programme sensor.

Doing the dishes is now easier than ever before with sensor technology included in every one of our dishwashing appliances. From soiled pots and pans to delicate plates – every item gets the right care and treatment.

auto  
45°–65°  
Automatic programme

For example, the autoProgramme sensor gives brilliant results at the push of a button. As soon as the autoProgramme is activated, the aqua sensor automatically measures the cloudiness of the water to precisely adapt the amount and temperature of water needed for optimal cleaning. The sensor controls the entire washing and drying process and automatically adjusts water consumption, water temperature and cycle time to suit each load. The sensor control unit steers the whole washing and drying process to deliver brilliant results every time.





# Enhanced performance and sparkling results.



Model shown: SN278I36TE 60cm dishwasher

## Standard features on all models.




**intensiveZone**  
Delicate items and pots and pans can be cleaned together in the same wash. The intensiveZone option increases the spray pressure and temperature in the bottom basket to handle burnt on pans, whilst delicate items can be washed safely in the top basket.



**Silence Programme**  
At just 42dB, you'll barely hear our dishwashers running, leaving you to relax in peace; perfect for open plan living. To reduce noise levels further our Silence programme is an adapted Eco 50°C programme that achieves a noise reduction of 2dB by decreasing the spray pressure and extending the run time.



**Energy efficiency**  
Using the latest sensor technology, our dishwashers don't just minimise water, they also minimise energy. All Siemens dishwashers have an energy rating of at least A++, with some iQ500 and iQ700 Zeolith® models boasting a maximum efficiency A+++ rating.



**Water consumption**  
Our Freestanding dishwashers' lowest water usage programme is 7.5L per cycle\* if the Eco 50 programme is selected, for the most resource efficient option.  
\*Based on the iQ700 model



**varioSpeed Plus**  
Use the varioSpeed Plus button to run the dishwasher significantly faster without compromising on wash quality. Standard on all models.



**dosageAssist**  
Quickly and evenly dissolves dishwasher tablets throughout the entire machine, leaving no mess to clean at the end of the cycle.



**extraDry**  
The "extraDry" option can be added to any programme and will extend the drying cycle. This can be useful for harder to dry loads.



**Heat exchanger**  
Protect your glasses from cracking with gentle water heating. Heat generated during the wash cycle is used to pre-heat the rinsing water to stop glasses being put under stress. Standard on all models.



**loadSensor**  
By monitoring that the optimum amount of water is flowing through the dishwasher throughout the cycle, the loadSensor helps to ensure that dishes are cleaned thoroughly.



**Machine Care with Siemens dishwashers**  
For excellent results when washing and drying, it's important to look after your dishwasher correctly. All of our freestanding Siemens dishwashers include the Machine Care Programme. This is designed to be used together with a dishwasher cleaning detergent and provides a short, high temperature, high pressure wash designed to remove limescale and grease build up inside your dishwasher and outlet pipes. The dishwasher will remind you every 30 cycles or so to run this programme, to keep your appliance running as efficiently as possible.

## Highlight features, available on selected models.



**TFT display with real-time clock**  
The clear, touch control high resolution TFT display makes it easy to select programmes and settings and check the status of your dishwasher at a glance. Thanks to the real-time clock, it's now possible to set the exact time that you want your dishes to be ready by, for extra convenience. Perfect for delivering warm plates to the dinner table.



**hydroSensor**  
Makes sure that the optimum temperature is used depending on how dirty the dishes are, meaning that dishes are perfectly clean the first time round.



**Hygiene Plus**  
The Hygiene Plus setting eradicates 99.9% of germs by super heating the final rinse. Ideal for chopping boards and food containers, Hygiene Plus helps to keep your family fit and healthy.



**Wine glass holder**  
This accessory holds up to four long-stemmed glasses safely and securely. The innovative lock mechanism ensures glasses are stable in the basket, yet with minimal contact areas to avoid any water pooling or streaks. Available as an accessory or supplied as standard with SN258I06TG and SN258W06TG.



**emotionLight**  
The emotionLight uses LED lights\* to create a cool blue glow emanating from inside your dishwasher.  
\*Not available on black steel model SN258B00NE





# Freestanding dishwashers

## 60cm and 45cm

### iQ 700 SN278I36TE

Freestanding 60cm dishwasher  
Stainless steel

600mm



### iQ 500 SR256I00TE

Freestanding slimline 45cm dishwasher  
Stainless steel


450mm



## Slimline dishwashers. Small in stature, big on features.

The less space available, the more valuable that space becomes. The 45cm dishwasher from Siemens helps you use space efficiently, whilst offering the most innovative Siemens technology, advanced operating convenience and optimum performance.

**duoPower**  
Benefitting from 2 spray arms under the top basket as opposed to just one, duoPower ensures that your dishes receive the best possible clean, with 2 duoPower arms working doubly hard to reach every inch of the basket.



60cm and 45cm dishwasher specifications

| APPLIANCE TYPE   | FREESTANDING 60CM  |   |   |   | FREESTANDING 45CM   |
|--|--|---|---|---|---|
| Design family  | iQ 700   | iQ 500  | iQ 500  | iQ 500  | iQ 500  |
| Model number   | SN278I36TE   | SN258I06TG  | SN258W06TG  | SN258800NE  | SR256I00TE  |
| Colour   | Stainless steel  | Stainless steel   | White   | Black steel   | Stainless steel   |
| DESIGN FEATURES  |  |   |   |   |   |
| Home Connect Wi-Fi connectivity                        | ■  | ■   | ■   | –   | –   |
| brilliantShine   | ■  | ■   | ■   | –   | –   |
| Drying system  | Zeolith  | Zeolith   | Zeolith   | Heat exchanger  | Heat exchanger/ecoDry   |
| TFT high resolution display                            | ■  | ■   | ■   | ■   | –   |
| Real-time clock  | ■  | ■   | ■   | ■   | –   |
| Blue interior emotionLight                             | ■  | ■   | ■   | –   | ■   |
| Basket type  | varioFlex Pro  | varioFlex Pro   | varioFlex Pro   | varioFlex   | varioFlex Plus  |
| varioDrawer  | varioDrawer Pro  | varioDrawer Pro   | varioDrawer Pro   | varioDrawer   | varioDrawer Pro   |
| Adjustable upper basket                                | Rackmatic™ 3-stage   | Rackmatic™ 3-stage  | Rackmatic™ 3-stage  | Rackmatic™ 3-stage  | Rackmatic™ 3-stage  |
| Foldable racks upper/lower                             | 6/8  | 6/8   | 6/8   | 2/4   | 3/4   |
| Largest loadable dish upper/lower basket (cm)          | 21/31  | 21/31   | 21/31   | 21/31   | 19/ 30  |
| hydroSensor  | ■  | ■   | ■   | ■   | ■   |
| Water protection system description                    | AquaStop 24 hour   | AquaStop 24 hour  | AquaStop 24 hour  | AquaStop 24 hour  | AquaStop 24 hour  |
| loadSensor   | ■  | ■   | ■   | ■   | ■   |
| Safety features  | Door lock  | Control panel lock, door lock   | Control panel lock, door lock   | Control panel lock  | Control panel lock  |
| PROGRAMMES/FUNCTIONS                                   |  |   |   |   |   |
| List of programmes                                     | Intensive 70°C<br>Auto 45-65°C<br>Eco 50 °C<br>Silence 50°C<br>Short 60°C<br>Glass 40°C<br>Quick 45°C<br>Pre-Rinse<br>Machine Care | Intensive 70°C<br>Auto 45-65°C<br>Eco 50°C<br>Silence 50°C<br>Short 60°C<br>Glass 40°C<br>Quick 45°C<br>Pre-Rinse<br>Machine Care | Intensive 70°C<br>Auto 45-65°C<br>Eco 50°C<br>Silence 50°C<br>Short 60°C<br>Glass 40°C<br>Quick 45°C<br>Pre-Rinse<br>Machine Care | Intensive 70°C<br>Auto 45-65°C<br>Eco 50°C<br>Silence 50°C<br>1 hour<br>Glass 40°C<br>Quick 45°C<br>Pre-Rinse<br>Machine Care | Intensive 70°C<br>Auto 45-65°C<br>Eco 50°C<br>Glass 40°C<br>1 hour<br>Silence<br>Machine Care |
| Additional options                                     | Remote Start<br>intensiveZone<br>varioSpeed Plus<br>Hygiene Plus<br>Shine & Dry  | Remote Start<br>intensiveZone<br>varioSpeed Plus<br>Shine & Dry   | Remote Start<br>intensiveZone<br>varioSpeed Plus<br>Shine & Dry   | intensiveZone<br>varioSpeed Plus<br>Hygiene Plus<br>extraDry  | intensiveZone<br>varioSpeed Plus<br>extraDry  |
| Duration of Quick Wash programme (minutes)             | 35   | 29  | 29  | 29  | 29  |
| TECHNICAL SPECIFICATIONS                               |  |   |   |   |   |
| Reference programme for measurements                   | Economy 50   | Economy 50  | Economy 50  | Economy 50  | Economy 50  |
| Energy efficiency class                                | A+++ - 10%   | A+++  | A+++  | A++   | A++   |
| Total annual energy (kWh)/ water (litres) consumption¹ | 211/ 2100  | 237/ 2660   | 237/ 2660   | 266/ 2660   | 211/ 2660   |
| Energy (kWh)/ water (litres) consumption²              | 0.73/ 7.5  | 0.83/ 9.5   | 0.83/ 9.5   | 0.95/ 9.5   | 0.75/ 9.5   |
| Number of place settings                               | 13   | 14  | 14  | 14  | 10  |
| Cleaning/ Drying performance class                     | A/A  | A/A   | A/A   | A/A   | A/A   |
| Noise level (dB[A] re 1 pW)                            | 42 (40 in Silence programme)   | 42 (40 in Silence programme)  | 42 (40 in Silence programme)  | 44 (41 in Silence programme)  | 44 (41 in Silence programme)  |
| Total cycle time of reference programme (minutes)      | 225  | 195   | 195   | 225   | 195   |
| Maximum height adjustability feet (cm)                 | 2  | 2   | 2   | 2   | 2   |
| Depth with open door 90 degree (cm)                    | 115.5  | 115.5   | 115.5   | 155.5   | 115.5   |
| Height of the product with removable top (cm)          | 84.5   | 84.5  | 84.5  | 84.5  | 84.5  |
| Height of the product without removable top (cm)       | 81.5   | 81.5  | 81.5  | 81.5  | 81.5  |
| Width/Depth of the product (cm)                        | 60/60  | 60/60   | 60/60   | 60/60   | 45/60   |
| Length of electrical supply cord (cm)                  | 175  | 175   | 175   | 175   | 175   |
| Length inlet/outlet hose (cm)                          | 165/190  | 165/190   | 165/190   | 165/190   | 165/205   |
| Net weight/gross weight (kg)                           | 57/59  | 56/58   | 56/58   | 52/54   | 44/46   |
| Water softener³  | ■  | ■   | ■   | ■   | ■   |
| Maximum accepted water hardness (DH)                   | 50°DH  | 50°DH   | 50°DH   | 50°DH   | 50°DH   |
| Maximum temperature for water intake (°C)              | 60   | 60  | 60  | 60  | 60  |
| Accessories supplied                                   | –  | Large Item Spray Head,<br>Wine glass holder   | Large Item Spray Head,<br>Wine glass holder   | –   | –   |
| Optional accessories (see below)                       | SZ72010, SZ73100, SZ73300  | SZ72010, SZ73100, SZ73300   | SZ72010, SZ73100, SZ73300   | SZ72010, SZ73100, SZ73300   | SZ72010, SZ73145, SZ73300   |
| EAN Code   | 4242003769300  | 4242003796825   | 4242003796832   | 4242003854877   | 4242003819968   |
| Country of origin                                      | Germany  | Germany   | Germany   | Germany   | Germany   |

■ Yes, model has this feature. – Feature not available for this model.

¹ Based on 280 standard cleaning cycles using cold water fill, including consumption of the standby mode.  
² The consumption per cleaning cycle of the "Eco 50" programme using cold water fill.  
³ We would recommend our dishwashers are connected to the mains water supply where possible. However, they may also be connected to an external water softener as long as the water softener produces softened water of less than 1.1 mmol/litre (7.0°e) and the water softener in the appliance is turned off. Please contact product advice for further information. Water pressure required: 0.5-10 Bar. Flow rate: 10 litres per minute.

Inlet valve connected directly to ¾" screwed joint.

**Key to accessories:**  
SZ72010 - Inlet/ outlet hose extension (2m)  
SZ73300 - Wine glass holder  
SZ73100 - Cutlery basket  
SZ73145 - Slimline cutlery basket  
SZ73001 - Silverware holder cassette (to prevent contamination from other metals)

### Dishwashing Accessories

There are a few accessories that you can purchase through our Siemens website to help you manage and get the best from your appliance. Please refer to the dishcare accessories section when visiting [siemens-home.bsh-group.com/uk](https://www.siemens-home.bsh-group.com/uk)

**SZ73300**  
Wine Glass Holder





# Cooling. Super efficient, super stylish.

Elegant, functional and packed with technology, your new Siemens fridge freezer is going to become a talking point in your kitchen.

Whether you want an American-style fridge freezer that has wow-factor, a side by side fridge and freezer for extra space, or a single appliance, Siemens has a wide range of products to choose from. Our energy efficient appliances are packed with food preservation technology.

Siemens cooling warranties:

**5 Year Warranty**  
A Siemens Five Year Warranty is available on all Siemens freestanding cooling models listed in this brochure to protect against any manufacturing and material faults and defects during this warranty period.

**10 Year Compressor Drive Warranty**  
Available on all Siemens freestanding fridge freezers, covers defects in compressor motor.

To find out more about your warranty and for registration please refer to page 61.




Model shown: KG39NLB35 freestanding fridge freezer



# Keep your food fresher for longer: hyperFresh technology.

Set the right conditions to ensure your food stays fresher for longer: hyperFresh humidity drawers and 0°C chiller drawers.



**Freshness controlled: hyperFresh**  
Simply use the stylish control panel to adjust the humidity in the fridge. The hyperFresh drawer with rippled base allows cool air to circulate around your fruit and vegetables easily. As a result, the quality and freshness of your food will be retained.



**Shelf life maximised: hyperFresh Plus**  
The hyperFresh Plus drawer doesn't just store food, it provides the right conditions to keep them fresher for longer. Whether it's fruit or vegetables, increase shelf life and reduce food wastage. Simply switch between the 2 control settings, and the humidity will be adjusted for optimum storage of your food.



**Food stays fresh for longer: hyperFresh Premium**  
Enjoy fresher food with hyperFresh Premium. With a choice of 3 humidity controls, simply select whether it's fruit, vegetables, or both that you want to store. The hyperFresh Premium drawer will regulate how much humidity your food receives. Be in control; these innovative drawers help to keep in nutrients and minerals to create delicious meals and fewer trips to the supermarkets, saving you time, effort and money. hyperFresh Premium is available in selected Siemens single door fridges only.



**hyperFresh 0°C chiller drawers. Perfectly fresh for fish and meat:**  
hyperFresh and hyperFresh plus models: The two hyperFresh 0°C chiller drawers are especially designed for the storage needs of fish and meat. Keep them fresher in ideal conditions near 0°C to retain the vitamins and minerals for longer. With two separate compartments the transfer of unpleasant smells will be avoided.

hyperFresh Premium models: These variants come complete with a larger full-length 0°C chiller drawer, where fish and meat are stored at the perfect temperature.

With noFrost technology you'll never have the job of defrosting the freezer again.



**noFrost**  
Defrosting the freezer is now done automatically. Siemens freezers are equipped with intelligent sensor-controlled technology to save the hassle of defrosting the freezer. An air-circulation system guides the humidity to the outside of the refrigerator into an external evaporation tray, and sensors measure the degree of humidity and any frost production – ensuring the appliance is periodically defrosted without the need to turn off the appliance or empty it out. Also, ice no longer forms on the inside of the refrigerator, and the appliance's energy consumption remains consistently low.



**lowFrost**  
Thanks to the innovative lowFrost technology with the special evaporator, not only is there less icing that is more homogeneous, but also defrosting is much faster than in conventional systems. All lowFrost models have a water drainage system, to allow removal of all thawed water during the defrosting process.

## Freezer storage made easy with bigBox



Big enough for your lifestyle, the bigBox has the capacity for storing whole frozen turkeys, as well as the height to hold dessert glasses upright. Ideal for the holidays and entertaining.



## Stay connected your kitchen, with Home Connect.

**Home Connect fridges**  
Cooling appliances with Home Connect offer you the ability to flexibly control your appliances using your smart device, such as your smart phone or tablet. This means you can control your appliance out of home; for example adjusting the fridge temperature to cool down as you are on your way home from a food shop, or setting your fridge to holiday mode whilst at the airport.



**The iQ500 Fridge Freezer with internal cameras**  
Our KG36NHI32 with Home Connect also features two internal fridge cameras that can be linked to your Home Connect app. See what's available in your fridge without actually being at home. No more guess work needed, this iQ500 fridge freezer can help you to plan ahead. With food recognition, the App can also suggest recipes suitable for the available ingredients you have within your fridge.

The Home Connect fridge with cameras can also recognise and suggest both delicious recipes based on the contents in your fridge, as well as suggesting better storage options for your food. For example, advising you to move strawberries from a shelf to the hyperFresh drawers, to prolong freshness for extra convenience.

For more information about Home Connect visit [www.siemens-home.bsh-group.com/uk](http://www.siemens-home.bsh-group.com/uk)



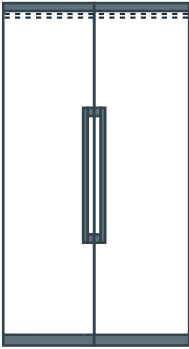



# Premium cooling options for every size and style of kitchen.

## Choose your style and size.

When considering which appliance to purchase look at what height space you have available, consider the width, do you need more capacity, would you like more freezer space than fridge?

### Height and width

Siemens has many different sizes of cooling models to suit your needs from: 176cm-203cm high and between 60cm and 91cm in width.

| American Style   | Fridge Freezers  | Single Door Fridges  | Single Door Freezers   |
|--|--|--|--|
| 176 x 91cm<br>177 x 91cm<br>179 x 91cm   | 203 x 70cm 186 x 60cm<br>203 x 60cm 176 x 60cm<br>187 x 60cm                       | 186 x 60cm<br>161 x 60cm   | 186 x 60cm<br>161 x 60cm   |
|  |  |  |  |

### Fridge Freezer split options

Siemens fridge freezers are split into two separate compartments which are given as a percentage of space that's given to the fridge and freezer compartments so you can choose what split proportions you need depending on your food usage.

| Total Height:<br>176cm | Total Height:<br>186cm | Total Height:<br>186cm | Total Height:<br>203cm | Total Height:<br>203cm |
|------------------------|------------------------|------------------------|------------------------|------------------------|
| 50                     | 50                     | 60                     | 70                     | 70                     |
| 50                     | 50                     | 40                     | 30                     | 30                     |
| KG33<br>iQ300          | KG34<br>iQ300          | KG36<br>iQ300, iQ500   | KG39<br>iQ300, iQ500   | KG49<br>iQ300          |



## The perfect fit for your kitchen.

Some of the Siemens range for 2019 feature our Latest Condenser Technology (No distance)\* which means space around the appliance is not required for ventilation purposes, making these products perfect should they need to be fitted into tight spaces or form part of an overall sleek built-in look.



**No distance**  
Fully integrated on both sides of the appliance, models with latest condenser technology offer flexibility and convenience when positioning your fridge as no distance is needed between the wall or the furniture for ventilation, offering a Perfect Fit solution. Valuable space can be kept when building the appliance into a cabinet, and you don't need to worry about condensation damaging the kitchen furniture. The condenser is also more silent and maintenance free.

This means it's easy to update your current cooling appliance with an efficient Siemens fridge freezer, single door fridge or single door freezer. For example, a 60cm refrigeration appliance will fit perfectly into that exact niche in your kitchen and the special door hinges mean the door will still open within that space.

\*Please check individual product descriptions and look for "Latest Condenser Technology (No distance)" in the product matrix to see if this feature is included.

## Tried and tested

All Siemens fridges and freezers are built to last. And rigorous testing ensures that our products meet all the requirements of our customers. Every single one of our appliances is tested before it leaves the factory. For 24 hours a day, components are tested continuously to the maximum tolerance possible for the equivalent lifetime of the appliance.

Our doors are weighted and then opened and closed by the handle 200,000 times during testing to ensure they are robust (200,000 times is equivalent to opening and closing the door 27 times per day for 20 years). Materials are not only tested for suitability and longevity, we also look at how they sound and feel when we use them.

## Create the perfect pair.

For extra internal space pair a Siemens upright fridge alongside a Siemens upright freezer, like the iQ500 KS36VAX3P (fridge) and the iQ500 GS36NAX3P (freezer) shown, to re-create the style of an American fridge freezer with our easy access shelving zone.

To enable this look you will need to purchase a joining strip to secure the two appliances. This can be bought through our website or through a retailer.

The joining strip product codes are as below:

KS39ZAX00 – Black Steel  
KS39ZAL00 – Stainless Steel  
KS39ZAW00 - White




All of the Siemens appliances in the freestanding range are a minimum A++ in energy efficiency.



# Cooling key features.

## Colour finish options.


Choose from a selection of colour finishes for your Siemens cooling appliances. There is an option to suit every kitchen:




Black Glass (dot pattern)



Stainless steel antiFingerprint



Black steel antiFingerprint



White

## Handle options.

Depending on your preference, choose from stylish quality bar handles or handles that are integrated into the appliance for a more seamless look:



Integrated Horizontal



Integrated Vertical




Vertical Bar Handle (Long)



Vertical Bar Handle (Short)

## Temperature displays.

Whether you're looking for a cooling appliance with a large front display, or would prefer the controls to be hidden on the inside of the appliance, our Siemens cooling range varies from large digital screens visible on the front door of the appliance to internal LED controls.



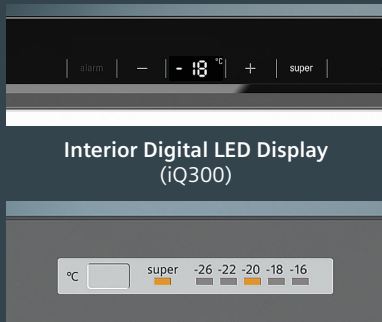
Exterior Digital LED Display





Exterior Electronic Display



Exterior Electronic LCD Display



Interior Electronic LED Display



**easyAccess shelving zone – single door freezers**  
Creates additional space whilst delivering the design of an American fridge freezer interior compartment.



**LED Illumination**  
Integrated seamlessly into the top or the side walls of our cooling appliances, LED lighting is very efficient and gives maximum illumination of your fridge and freezer.



**multiAirflow system**  
This system works with the electronics to optimise the air circulation within the fridge and freezer compartments to ensure even cooling throughout the appliance. This means wherever you place your groceries it will cool them quickly no matter where they are placed. The back wall of the appliance has open vents which work with the cooling circuit to draw cold air into each compartment.



**easyLift**  
Adjustable door trays and glass shelves that can be moved even when full. Now that's convenience.



**Bottle rack**  
Available on some models which is the perfect place to store wine of all varieties and make the best use of space in your fridge.



# Experience intelligent cool.



Fresher food for longer with sensor controlled cool.




## 1 freshSense

Fresh food, guaranteed for longer. With conventional fridges, varying surrounding temperatures and the continuous opening of the refrigerator door lead to temperature changes inside the appliance. To ensure this does not affect your food, sensors immediately react. The freshSense sensors activate the moment a change in temperature is registered, for example when products are stored away, and compensates for this change in an instant. Therefore the temperature always remains within the optimum range, and your food stays fresh and delicious for longer.



## 2 Inverter motor

The intelligent inverter technology is a clever combination of the inverter motor and sensor. The sensors register every slight change in temperature or humidity inside the refrigerator, for example when the door is opened or warm food is stored. This information is then passed to the inverter motor, which adapts its need for energy accordingly. This means you can cool food intelligently and energy efficiently, and thanks to the high-quality inverter motor, incredibly quietly.



## 3 superCool

Ensures that warmer food entering the fridge does not increase the fridge temperature, which can affect other food.



## 4 superFreeze

superFreeze makes sure that warmer food added to the freezer doesn't raise the freezer temperature, stopping food partially defrosting.



## 5 Wrap around evaporator

This new technology creates more space in the freezer cavity, allowing for more innovations like bigBox for large food items, plus removable glass drawers.



## 6 iceTwister

Enjoy your own personal ice cube service. Simply activate the iceTwister and receive up to 20 ice cubes at once right away. The water tank is very easy to remove for reliable refilling.



Explore more features that work around your lifestyle.




## Shatterproof and easy to clean: the safetyGlass shelves:

All safety glass shelves are made from extra strong, easy-to-clean safety glass. If something tips over, the spillage is contained and does not spill into the rest of the refrigerator compartment.



## Sabbath mode

When Sabbath mode is switched on, the following settings are switched off: Audible signals, interior lighting, automatic super freezing, messages on the display panel, the background illumination of the display panel is reduced and buttons are locked.



## Holiday mode

When you're on holiday or a business trip, Holiday Mode will ensure that food in the freezer stays cold enough to maintain freshness whilst reducing its energy output. Our fridges also feature a warning alarm that signals when the door has been left open, ensuring that energy isn't needlessly wasted and preserving the food inside.



# American fridge freezers

## American fridge freezers.

If you have extra kitchen space our stunning larger capacity iQ700, iQ500 and iQ300 American fridge freezers all feature innovative indoor electronics, intelligent noFrost technology, interior LED lighting, a minimum of 4 fridge shelf positions and 2 freezer compartments with superFreeze function, and are a welcome statement to any kitchen. Modern and classic in their appearance, choose from Siemens striking and sleek black glass, Inox-easyclean or stainless steel options.



American fridge freezer specifications

| APPLIANCE TYPE                               | FREESTANDING 60CM  |  |   |
|--|--|--|---|
| Design family                                | iQ700  | iQ500  | iQ500                                       |
| Model number                                 | KA92NLB35G   | KA92DAI20G   | KA90DVI20G                                  |
| Availability                                 |  |  |   |
| DESIGN FEATURES                              |  |  |   |
| Colour of door panels                        | Black glass  | Inox-easyclean   | Stainless steel                             |
| Colour of sides                              | Chrome Inox-metallic   | Chrome Inox-metallic   | Grey  |
| Style of handle                              | Integrated vertical handle   | Vertical bar handle  | Vertical bar handle                         |
| Colour of handle                             | –  | Stainless steel  | Stainless steel                             |
| noFrost in fridge and freezer                | ■  | ■  | ■   |
| Home Connect, Wi-Fi dongle included          | –  | ■  | –   |
| FOOD FRESHNESS SYSTEM                        |  |  |   |
| vitaFresh/ Fresh Safe / hyperFresh           | 1 hyperfresh drawer with telescopic rails<br>1 vegetable drawer with telescopic rails<br>1 Chiller | 1 hyperfresh drawer with telescopic rails<br>1 vegetable drawer with telescopic rails<br>1 Chiller | 2 vegetable drawers on rails                |
| KEY FEATURES – FRIDGE SECTION                |  |  |   |
| Product highlights                           | LED  | LED  | LED   |
| Compressor drive motor                       | ■  | –  | –   |
| superCool                                    | ■  | ■  | ■   |
| Type of control                              | Electronic   | Electronic   | Electronic                                  |
| Number of shelves                            | 4  | 4  | 4   |
| Number of adjustable shelves                 | 3  | 3  | 1   |
| Shelves for bottles                          | ■  | ■  | –   |
| Number of door bins / shelves                | 5  | 4  | 4   |
| Temperature display                          | Digital  | Digital  | Digital                                     |
| Warning signal door open                     | Visual and audible   | Visual and audible   | Visual and audible                          |
| KEY FEATURES – FREEZER SECTION               |  |  |   |
| Door opened indicator                        | Visual and audible   | Visual and audible   | Visual and audible                          |
| superFreeze function                         | ■  | ■  | ■   |
| Temperature adjustable in freezer            | ■  | ■  | ■   |
| Number of ice cube trays                     | Twist ice box  | Automatic ice cube maker   | Automatic ice cube maker                    |
| Ice dispenser features                       | –  | Crushed ice, ice cubes, water, water filter  | Crushed ice, ice cubes, water, water filter |
| Number of freezer drawers                    | 2  | 2  | 2   |
| ADDITIONAL INFORMATION                       |  |  |   |
| Energy efficiency class                      | A++  | A+   | A+  |
| Energy consumption annual <sup>1</sup> (kWh) | 385  | 443  | 436   |
| Total net capacity (litres)                  | 592  | 541  | 533   |
| Refrigerator net capacity (litres)           | 375  | 368  | 370   |
| Freezer net capacity (litres)                | 202  | 158  | 157   |
| Climate class                                | SN-T   | SN-T   | SN-T  |
| Noise level (dB [A] re 1pW)                  | 43   | 43   | 43  |
| Additional accessories included              | 2 x ice packs, 1 x egg tray  | 2 x ice pack, 1 x connection hose, 1 x egg tray  | 1 x connection hose, 1 x egg tray           |
| Height of product (mm)                       | 1756   | 1756   | 1770  |
| Width of product (mm)                        | 912  | 912  | 910   |
| Depth of product (mm)                        | 732  | 732  | 720   |

■ Yes, model has this feature. – Feature not available for this model.

<sup>1</sup> Actual energy consumption will depend on how the appliance is used and where it is located.

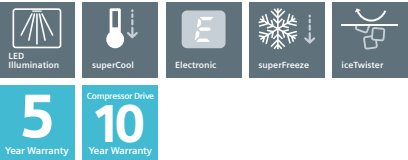
<sup>2</sup> Climate zone SN – designed to operate in ambient temperature of +10°C to 32°C.  
Climate zone T – designed to operate in ambient temperature of +18°C to 43°C.

## iQ700 KA92NLB35G

### American fridge freezer Black



Temperature Display: Exterior Digital



American fridge freezer specifications

| APPLIANCE TYPE                               |                               |   |                              |
|--|-------------------------------|---|------------------------------|
| Design family                                | iQ500                         | iQ300                                   | iQ300                        |
| Model number                                 | KA90IVI20G                    | KA93NVI20G                              | KA90NVI20G                   |
| Availability                                 |                               | FROM SEPTEMBER 2019                     | UNTIL SEPTEMBER 2019         |
| DESIGN FEATURES                              |                               |   |                              |
| Colour of door panels                        | Inox-easyclean                | Stainless steel                         | Inox-easyclean               |
| Colour of sides                              | Grey                          | Grey                                    | Grey                         |
| Style of handle                              | Vertical bar handle           | Vertical bar handle                     | Vertical bar handle          |
| Colour of handle                             | Stainless steel               | Stainless steel                         | Stainless steel              |
| noFrost in fridge and freezer                | ■                             | ■                                       | ■                            |
| Home Connect, Wi-Fi dongle included          | –                             | –                                       | –                            |
| FOOD FRESHNESS SYSTEM                        |                               |   |                              |
| vitaFresh/ Fresh Safe / hyperFresh           | 2 vegetable drawers on rails  | 1 MultiBox drawer with telescopic rails | 2 vegetable drawers on rails |
| KEY FEATURES – FRIDGE SECTION                |                               |   |                              |
| Product highlights                           | LED                           | LED                                     | LED                          |
| Compressor drive motor                       | –                             | –                                       | –                            |
| superCool                                    | ■                             | ■                                       | ■                            |
| Type of control                              | Electronic                    | Electronic                              | Electronic                   |
| Number of shelves                            | 4                             | 4                                       | 4                            |
| Number of adjustable shelves                 | 0                             | 3                                       | 1                            |
| Shelves for bottles                          | –                             | –                                       | –                            |
| Number of door bins / shelves                | 4                             | 5                                       | 5                            |
| Temperature display                          | Digital                       | Digital                                 | Digital                      |
| Warning signal door open                     | Visual and audible            | Visual and audible                      | Visual and audible           |
| KEY FEATURES – FREEZER SECTION               |                               |   |                              |
| Door opened indicator                        | Visual and audible            | Visual and audible                      | Visual and audible           |
| superFreeze function                         | ■                             | ■                                       | ■                            |
| Temperature adjustable in freezer            | ■                             | ■                                       | ■                            |
| Number of ice cube trays                     | Automatic ice cube maker      | Twist ice box                           | 2 ice cube trays             |
| Ice dispenser features                       | Crushed ice, ice cubes, water |   |                              |
| Number of freezer drawers                    | 2                             | 2                                       | 2                            |
| ADDITIONAL INFORMATION                       |                               |   |                              |
| Energy efficiency class                      | A+                            | A++                                     | A+                           |
| Energy consumption annual <sup>1</sup> (kWh) | 432                           | 363                                     | 475                          |
| Total net capacity (litres)                  | 523                           | 560                                     | 573                          |
| Refrigerator net capacity (litres)           | 360                           | 371                                     | 373                          |
| Freezer net capacity (litres)                | 157                           | 189                                     | 195                          |
| Climate class                                | SN-T                          | SN-T                                    | SN-T                         |
| Noise level (dB [A] re 1pW)                  | 43                            | 42                                      | 44                           |
| Additional accessories included              | 1 x egg tray                  | 1 x egg tray                            | 1 x egg tray                 |
| Height of product (mm)                       | 1770                          | 1786                                    | 1770                         |
| Width of product (mm)                        | 910                           | 908                                     | 910                          |
| Depth of product (mm)                        | 720                           | 685                                     | 720                          |

■ Yes, model has this feature. – Feature not available for this model.

<sup>1</sup> Actual energy consumption will depend on how the appliance is used and where it is located.

<sup>2</sup> Climate zone SN – designed to operate in ambient temperature of +10°C to 32°C.  
Climate zone T – designed to operate in ambient temperature of +18°C to 43°C.



# Freestanding fridge freezers

## iQ 500 KG36NHI32

Freestanding fridge freezer  
Stainless steel antiFingerprint



Freestanding fridge freezer specifications

| APPLIANCE TYPE   | FREESTANDING FRIDGE FREEZER   |  |
|--|---|--|
| Design family  | iQ 500  |  |
| Model number   | KG36NHI32   |  |
| Colour   | Stainless steel antiFingerprint   |  |
| DESIGN FEATURES  |   |  |
| Fridge / Freezer split                                   | 60 / 40   |  |
| Frost-free system  | noFrost   |  |
| Colour of side panels                                    | Chrome inox metallic  |  |
| Door handle type   | Vertical bar  |  |
| Temperature display                                      | Exterior / Digital LED  |  |
| Reversible door, hinged on right                         | –   |  |
| Latest Condenser Technology (No distance)                | –   |  |
| Home Connect / Built-in cameras                          | ■ / ■   |  |
| FOOD FRESHNESS SYSTEM                                    |   |  |
| Food preservation container                              | 1 x hyperFresh Plus 0°C drawer,<br>1 x hyperFresh Plus vegetable drawer |  |
| KEY FEATURES – FRIDGE SECTION                            |   |  |
| Compressor drive motor                                   | ■   |  |
| LED light  | ■   |  |
| superCool function                                       | ■   |  |
| freshSense   | ■   |  |
| Bottle rack  | ■   |  |
| Number of glass safety shelves                           | 4   |  |
| Number of adjustable shelves                             | 2   |  |
| Number of door bins large / small (including easyLift)   | 1 / 2   |  |
| Dairy compartment  | –   |  |
| Number of egg racks                                      | 2   |  |
| KEY FEATURES – FREEZER SECTION                           |   |  |
| Number of freezer drawers including bigBox               | 3   |  |
| superFreeze function                                     | ■   |  |
| Wrap around evaporator                                   | ■   |  |
| Number of ice packs / ice cube trays                     | – / 2   |  |
| FUNCTIONS  |   |  |
| Door open warning signal/malfunction                     | ■   |  |
| Holiday / Sabbath mode                                   | – / –   |  |
| PERFORMANCE & CONSUMPTION                                |   |  |
| Energy efficiency class                                  | A++   |  |
| Annual energy consumption¹ (kWh)                         | 258   |  |
| Total unit net capacity (litres)                         | 320   |  |
| Refrigerator net capacity including 0°C drawers (litres) | 234   |  |
| Refrigerator 0°C net capacity (litres)                   | 23  |  |
| Freezer net capacity (litres)                            | 86  |  |
| Climate Class²   | SN-T  |  |
| Noise level (dB [A] re 1 pW)                             | 42  |  |
| Dimensions of the product: H x W x D (cm)                | 187 x 60 x 65   |  |
| EAN code   | 4242003696163   |  |

■ Yes, model has this feature.  
– Feature not available for this model.

¹ Actual energy consumption will depend on how the appliance is used and where it is located.

² Climate zone SN = designed to operate in ambient temperature of +10°C to 32°C.  
Climate zone T = designed to operate in ambient temperature of +18°C to 43°C



Freestanding fridge freezer specifications

| APPLIANCE TYPE   | FREESTANDING FRIDGE FREEZERS  |   |  |  |
|--|---|---|--|--|
| Design family  | iQ 500  | iQ 500  | iQ 300   | iQ 300   |
| Model number   | KG39NLB35   | KG36NAI45   | KG49NXI30  | KG39NXB35G   |
| Colour   | Black glass   | Stainless steel antiFingerprint                                     | Stainless steel antiFingerprint                                | Black steel antiFingerprint                                    |
| DESIGN FEATURES  |   |   |  |  |
| Fridge / Freezer split                                   | 70 / 30   | 60 / 40   | 70 / 30  | 70 / 30  |
| Frost-free system  | noFrost   | noFrost   | noFrost  | noFrost  |
| Colour of side panels                                    | Chrome inox metallic  | Chrome inox metallic  | Chrome inox metallic   | Black Steel look   |
| Door handle type   | Integrated vertical   | Vertical bar  | Vertical bar   | Integrated vertical  |
| Temperature display                                      | Exterior / Digital LCD  | Exterior / Digital LCD  | Exterior / Electronic LED                                      | Exterior / Electronic LED                                      |
| Reversible door, hinged on right                         | ■   | ■   | ■  | ■  |
| Latest Condenser Technology (No distance)                | ■   | ■   | ■  | ■  |
| Home Connect / Built-in cameras                          | ■ / –   | ■ / –   | –  | –  |
| FOOD FRESHNESS SYSTEM                                    |   |   |  |  |
| Food preservation container                              | 2 x hyperFresh Plus 0°C drawers,<br>1 x hyperFresh vegetable drawer | 2 x hyperFresh Plus 0°C drawers,<br>1 x hyperFresh vegetable drawer | 2 x hyperFresh 0°C drawers,<br>1 x hyperFresh vegetable drawer | 2 x hyperFresh 0°C drawers,<br>1 x hyperFresh vegetable drawer |
| KEY FEATURES – FRIDGE SECTION                            |   |   |  |  |
| Compressor drive motor                                   | ■   | ■   | ■  | ■  |
| LED light  | ■   | ■   | ■  | ■  |
| superCool function                                       | ■   | ■   | ■  | ■  |
| freshSense   | ■   | ■   | ■  | ■  |
| Bottle rack  | ■   | ■   | ■  | ■  |
| Number of glass safety shelves                           | 5   | 4   | 5  | 5  |
| Number of adjustable shelves                             | 3   | 3   | 4  | 3  |
| Number of door bins large / small (including easyLift)   | 1 / 2   | 1 / 2   | 1 / 3  | 1 / 3  |
| Dairy compartment  | ■   | –   | –  | –  |
| Number of egg racks                                      | 3   | 3   | 3  | 3  |
| KEY FEATURES – FREEZER SECTION                           |   |   |  |  |
| Number of freezer drawers including bigBox               | 3   | 3   | 3  | 3  |
| superFreeze function                                     | ■   | ■   | ■  | ■  |
| Wrap around evaporator                                   | ■   | ■   | ■  | ■  |
| Number of ice packs / ice cube trays                     | 2 / 1   | 2 / 1   | – / 1  | – / 1  |
| FUNCTIONS  |   |   |  |  |
| Door open warning signal/malfunction                     | ■   | ■   | ■  | ■  |
| Holiday / Sabbath mode                                   | ■ / ■   | ■ / ■   | – / –  | – / –  |
| PERFORMANCE & CONSUMPTION                                |   |   |  |  |
| Energy efficiency class                                  | A++   | A+++  | A++  | A++  |
| Annual energy consumption¹ (kWh)                         | 273   | 173   | 303  | 273  |
| Total unit net capacity (litres)                         | 366   | 324   | 435  | 366  |
| Refrigerator net capacity including 0°C drawers (litres) | 279   | 237   | 330  | 279  |
| Refrigerator 0°C net capacity (litres)                   | 21  | 21  | 28   | 24   |
| Freezer net capacity (litres)                            | 87  | 87  | 105  | 87   |
| Climate Class²   | SN-T  | SN-T  | SN-T   | SN-T   |
| Noise level (dB [A] re 1 pW)                             | 39  | 36  | 40   | 39   |
| Dimensions of the product: H x W x D (cm)                | 203 x 60 x 66   | 186 x 60 x 66   | 203 x 70 x 67  | 203 x 60 x 66  |
| EAN code   | 4242003724606   | 4242003724583   | 4242003758274  | 4242003767580  |

■ Yes, model has this feature. – Feature not available for this model.

¹ Actual energy consumption will depend on how the appliance is used and where it is located.

² Climate zone SN = designed to operate in ambient temperature of +10°C to 32°C.  
Climate zone T = designed to operate in ambient temperature of +18°C to 43°C





Freestanding fridge freezer specifications

| APPLIANCE TYPE   | FREESTANDING FRIDGE FREEZERS                                |   |   |   |   |
|--|---|---|---|---|---|
| Design family  | IQ300   | IQ300   | IQ300   | IQ300   | IQ300   |
| Model number   | KG39NXI35   | KG36NVX3AG  | KG34NVX3AG  | KG34NVI35G  | KG34NVW35G  |
| Colour   | Stainless steel antiFingerprint                             | Black steel antiFingerprint                                 | Black steel antiFingerprint                                 | Stainless steel antiFingerprint                             | White   |
| DESIGN FEATURES  |   |   |   |   |   |
| Fridge / Freezer split                                   | 70 / 30   | 60 / 40   | 50 / 50   | 50 / 50   | 50 / 50   |
| Frost-free system  | noFrost   | noFrost   | noFrost   | noFrost   | noFrost   |
| Colour of side panels                                    | Chrome inox metallic  | Black steel look  | Black steel look  | Chrome inox metallic  | White   |
| Door handle type   | Integrated vertical   | Integrated vertical   | Integrated vertical   | Integrated vertical   | Integrated vertical   |
| Temperature display                                      | Exterior / Electronic LED                                   | Exterior / Electronic LED                                   | Interior / Electronic LED                                   | Interior / Electronic LED                                   | Interior / Electronic LED                                   |
| Reversible door, hinged on right                         |   |   |   |   |   |
| Latest Condenser Technology (No distance)                |   |   |   |   |   |
| Home Connect / Built-in cameras                          | –   | –   | –   | –   | –   |
| FOOD FRESHNESS SYSTEM                                    |   |   |   |   |   |
| Food preservation container                              | 2 x hyperFresh 0°C drawers, 1 x hyperFresh vegetable drawer | 2 x hyperFresh 0°C drawers, 1 x hyperFresh vegetable drawer | 2 x hyperFresh 0°C drawers, 1 x hyperFresh vegetable drawer | 2 x hyperFresh 0°C drawers, 1 x hyperFresh vegetable drawer | 2 x hyperFresh 0°C drawers, 1 x hyperFresh vegetable drawer |
| KEY FEATURES – FRIDGE SECTION                            |   |   |   |   |   |
| Compressor drive motor                                   |   |   |   |   |   |
| LED light  |   |   |   |   |   |
| superCool function                                       |   |   |   |   |   |
| freshSense   |   |   |   |   |   |
| Bottle rack  |   |   | –   | –   | –   |
| Number of glass safety shelves                           | 5   | 4   | 4   | 4   | 4   |
| Number of adjustable shelves                             | 3   | 2   | 2   | 2   | 2   |
| Number of door bins large / small (including easyLift)   | 1 / 3   | 1 / 2   | 1 / 2   | 1 / 2   | 1 / 2   |
| Dairy compartment  | –   | –   | –   | –   | –   |
| Number of egg racks                                      | 3   | 3   | 3   | 3   | 3   |
| KEY FEATURES – FREEZER SECTION                           |   |   |   |   |   |
| Number of freezer drawers including bigBox               | 3   | 3   | 3   | 3   | 3   |
| superFreeze function                                     |   |   |   |   |   |
| Wrap around evaporator                                   |   |   |   |   |   |
| Number of ice packs / ice cube trays                     | – / 1   | – / 1   | – / 1   | – / 1   | – / 1   |
| FUNCTIONS  |   |   |   |   |   |
| Door open warning signal/malfunction                     |   |   |   |   |   |
| Holiday / Sabbath mode                                   | – / –   | – / –   | – / –   | – / –   | – / –   |
| PERFORMANCE & CONSUMPTION                                |   |   |   |   |   |
| Energy efficiency class                                  | A++   | A++   | A++   | A++   | A++   |
| Annual energy consumption <sup>1</sup> (kWh)             | 273   | 260   | 267   | 267   | 267   |
| Total unit net capacity (litres)                         | 366   | 324   | 319   | 319   | 319   |
| Refrigerator net capacity including 0°C drawers (litres) | 279   | 237   | 214   | 214   | 214   |
| Refrigerator 0°C net capacity (litres)                   | 24  | 24  | 24  | 24  | 24  |
| Freezer net capacity (litres)                            | 87  | 87  | 105   | 105   | 105   |
| Climate Class <sup>2</sup>                               | SN-T  | SN-T  | SN-T  | SN-T  | SN-T  |
| Noise level (dB [A] re 1 pW)                             | 39  | 39  | 39  | 39  | 39  |
| Dimensions of the product: H x W x D (cm)                | 203 x 60 x 66   | 186 x 60 x 66   | 186 x 60 x 66   | 186 x 60 x 66   | 186 x 60 x 66   |
| EAN code   | 4242003724347   | 4242003805831   | 4242003814185   | 4242003725092   | 4242003725115   |

Yes, model has this feature. – Feature not available for this model.

<sup>1</sup> Actual energy consumption will depend on how the appliance is used and where it is located.  
<sup>2</sup> Climate zone SN = designed to operate in ambient temperature of +10°C to 32°C.  
Climate zone T = designed to operate in ambient temperature of +18°C to 43°C



Freestanding fridge freezer specifications

| APPLIANCE TYPE   | FREESTANDING FRIDGE FREEZERS    |                                 |                                 |                                 |                                 |
|--|---------------------------------|---------------------------------|---------------------------------|---------------------------------|---------------------------------|
| Design family  | IQ300                           | IQ300                           | IQ300                           | IQ300                           | IQ300                           |
| Model number   | KG33NNL30G                      | KG36VVI32G                      | KG36VWV33G                      | KG33VVI31G                      | KG33VWV31G                      |
| Colour   | Stainless steel antiFingerprint | Stainless steel antiFingerprint | White                           | Stainless steel antiFingerprint | White                           |
| DESIGN FEATURES  |                                 |                                 |                                 |                                 |                                 |
| Fridge / Freezer split                                   | 50 / 50                         | 60 / 40                         | 60 / 40                         | 50 / 50                         | 50 / 50                         |
| Frost-free system  | noFrost                         | lowFrost                        | lowFrost                        | lowFrost                        | lowFrost                        |
| Colour of side panels                                    | Chrome inox metallic            | Chrome inox metallic            | White                           | Chrome inox metallic            | White                           |
| Door handle type   | Integrated horizontal           | Integrated vertical             | Integrated vertical             | Integrated vertical             | Integrated vertical             |
| Temperature display                                      | Interior / Electronic LED       | Interior / Electronic LED       | Interior / Electronic LED       | Interior / Electronic LED       | Interior / Electronic LED       |
| Reversible door, hinged on right                         |                                 |                                 |                                 |                                 |                                 |
| Latest Condenser Technology (No distance)                |                                 | –                               | –                               | –                               | –                               |
| Home Connect / Built-in cameras                          | –                               | –                               | –                               | –                               | –                               |
| FOOD FRESHNESS SYSTEM                                    |                                 |                                 |                                 |                                 |                                 |
| Food preservation container                              | 1 x freshBox vegetable drawer   | 1 x hyperFresh vegetable drawer | 1 x hyperFresh vegetable drawer | 1 x hyperFresh vegetable drawer | 1 x hyperFresh vegetable drawer |
| KEY FEATURES – FRIDGE SECTION                            |                                 |                                 |                                 |                                 |                                 |
| Compressor drive motor                                   | –                               |                                 |                                 |                                 |                                 |
| LED light  |                                 |                                 |                                 |                                 |                                 |
| superCool function                                       |                                 | –                               | –                               | –                               | –                               |
| freshSense   |                                 |                                 |                                 |                                 |                                 |
| Bottle rack  | –                               |                                 |                                 |                                 |                                 |
| Number of glass safety shelves                           | 3                               | 4                               | 4                               | 4                               | 4                               |
| Number of adjustable shelves                             | 2                               | 2                               | 2                               | 2                               | 2                               |
| Number of door bins large / small (including easyLift)   | 1 / 2                           | 1 / 2                           | 1 / 2                           | 1 / 2                           | 1 / 2                           |
| Dairy compartment  | –                               | –                               | –                               | –                               | –                               |
| Number of egg racks                                      | 3                               | 3                               | 3                               | 3                               | 3                               |
| KEY FEATURES – FREEZER SECTION                           |                                 |                                 |                                 |                                 |                                 |
| Number of freezer drawers including bigBox               | 3                               | 3                               | 3                               | 3                               | 3                               |
| superFreeze function                                     |                                 |                                 |                                 |                                 |                                 |
| Wrap around evaporator                                   |                                 |                                 |                                 |                                 |                                 |
| Number of ice packs / ice cube trays                     | – / –                           | – / –                           | – / –                           | – / –                           | – / –                           |
| FUNCTIONS  |                                 |                                 |                                 |                                 |                                 |
| Door open warning signal/malfunction                     |                                 | –                               | –                               | –                               | –                               |
| Holiday / Sabbath mode                                   | – / –                           | – / –                           | – / –                           | – / –                           | – / –                           |
| PERFORMANCE & CONSUMPTION                                |                                 |                                 |                                 |                                 |                                 |
| Energy efficiency class                                  | A++                             | A++                             | A++                             | A++                             | A++                             |
| Annual energy consumption <sup>1</sup> (kWh)             | 228                             | 226                             | 226                             | 219                             | 219                             |
| Total unit net capacity (litres)                         | 279                             | 307                             | 307                             | 287                             | 287                             |
| Refrigerator net capacity including 0°C drawers (litres) | 192                             | 213                             | 213                             | 193                             | 193                             |
| Refrigerator 0°C net capacity (litres)                   | –                               | –                               | –                               | –                               | –                               |
| Freezer net capacity (litres)                            | 87                              | 94                              | 94                              | 94                              | 94                              |
| Climate Class <sup>2</sup>                               | SN-T                            | SN-T                            | SN-T                            | SN-T                            | SN-T                            |
| Noise level (dB [A] re 1 pW)                             | 42                              | 39                              | 39                              | 39                              | 39                              |
| Dimensions of the product: H x W x D (cm)                | 176 x 60 x 66                   | 186 x 60 x 65                   | 186 x 60 x 65                   | 176 x 60 x 65                   | 176 x 60 x 65                   |
| EAN code   | 4242003767436                   | 4242003665107                   | 4242003665114                   | 4242003666623                   | 4242003666609                   |

Yes, model has this feature. – Feature not available for this model.

<sup>1</sup> Actual energy consumption will depend on how the appliance is used and where it is located.  
<sup>2</sup> Climate zone SN = designed to operate in ambient temperature of +10°C to 32°C.  
Climate zone T = designed to operate in ambient temperature of +18°C to 43°C



# Upright single door fridges

## iQ 700 KS36FPI4P

Freestanding fridge  
Stainless steel antiFingerprint



No distance

LED illumination

superCool

freshSense

easyLift

5  
Year Warranty

Upright single door fridge specifications

| APPLIANCE TYPE   | UPRIGHT SINGLE DOOR FRIDGES  |  |
|--|--|--|
| Design family  | iQ 700   | iQ 700   |
| Model number   | KS36FPI4P  | KS36FPI3P  |
| Colour   | Stainless steel antiFingerprint  | Stainless steel antiFingerprint  |
| DESIGN FEATURES  |  |  |
| Colour of side panels                                    | Chrome inox metallic   | Chrome inox metallic   |
| Door handle type   | Vertical bar   | Vertical bar   |
| Temperature display                                      | Interior / Digital LED   | Interior / Digital LED   |
| Reversible door, hinged on left                          | ■  | ■  |
| Latest Condenser Technology (No distance)                | ■  | ■  |
| Home Connect / Built-in cameras                          | – / –  | – / –  |
| FOOD FRESHNESS SYSTEM                                    |  |  |
| Food preservation container                              | 2 x hyperFresh Premium 0°C drawers,<br>1 x hyperFresh Premium vegetable drawer | 2 x hyperFresh Premium 0°C drawers,<br>1 x hyperFresh Premium vegetable drawer |
| KEY FEATURES – FRIDGE SECTION                            |  |  |
| LED light  | ■  | ■  |
| superCool function                                       | ■  | ■  |
| freshSense   | ■  | ■  |
| Bottle rack  | –  | –  |
| Number of glass safety shelves                           | 5  | 5  |
| Number of adjustable shelves                             | 3  | 3  |
| Number of door bins large / small (including easyLift)   | 1 / 2  | 1 / 2  |
| flexShelf  | ■  | ■  |
| Dairy compartment  | ■  | ■  |
| Number of egg racks                                      | 3  | 3  |
| FUNCTIONS  |  |  |
| Door open warning signal/malfunction                     | ■  | ■  |
| Holiday / Sabbath mode                                   | – / –  | – / –  |
| PERFORMANCE & CONSUMPTION                                |  |  |
| Energy efficiency class                                  | A+++   | A++  |
| Annual energy consumption¹ (kWh)                         | 84   | 127  |
| Refrigerator net capacity including 0°C drawers (litres) | 300  | 300  |
| Refrigerator 0°C net capacity (litres)                   | 98   | 98   |
| Climate Class²   | SN-T   | SN-T   |
| Noise level dB (A) re 1 pW                               | 38   | 41   |
| Dimensions of the product: H x W x D (cm)                | 186 x 60 x 65  | 186 x 60 x 65  |
| EAN code   | 4242003819340  | 4242003816608  |
| Matching Freezer   | GS36NAI3P  | GS36NAI3P  |

■ Yes, model has this feature. – Feature not available for this model.

¹ Actual energy consumption will depend on how the appliance is used and where it is located.

² Climate zone SN = designed to operate in ambient temperature of +10°C to 32°C.  
Climate zone T = designed to operate in ambient temperature of +18°C to 43°C



Upright single door fridge specifications

| APPLIANCE TYPE   | UPRIGHT SINGLE DOOR FRIDGES           |                                       |                                       |                                 |                                 |                                 |                                 |
|--|---------------------------------------|---------------------------------------|---------------------------------------|---------------------------------|---------------------------------|---------------------------------|---------------------------------|
| Design family  | iQ 500                                | iQ 500                                | iQ 500                                | iQ 300                          | iQ 300                          | iQ 300                          | iQ 300                          |
| Model number   | KS36VAX3P                             | KS36VAI4P                             | KS36VBW3P                             | KS36VVX3PG                      | KS36VVI3VG                      | KS36VWV3P                       | KS29VWV3P                       |
| Colour   | Black steel antiFingerprint           | Stainless steel antiFingerprint       | White                                 | Black steel antiFingerprint     | Stainless steel antiFingerprint | White                           | White                           |
| DESIGN FEATURES  |                                       |                                       |                                       |                                 |                                 |                                 |                                 |
| Colour of side panels                                    | Black steel look                      | Chrome inox metallic                  | White                                 | Black steel look                | Chrome inox metallic            | White                           | White                           |
| Door handle type   | Vertical bar                          | Vertical bar                          | Vertical Bar                          | Vertical bar                    | Vertical bar                    | Vertical bar                    | Vertical bar                    |
| Temperature display                                      | Interior / Digital LED                | Interior / Digital LED                | Exterior / Digital LED                | Interior / Electronic LED       | Interior / Electronic LED       | Interior / Electronic LED       | Interior / Electronic LED       |
| Reversible door, hinged on left                          | ■                                     | ■                                     | ■                                     | ■                               | ■                               | ■                               | ■                               |
| Latest Condenser Technology (No distance)                | ■                                     | ■                                     | ■                                     | ■                               | ■                               | ■                               | ■                               |
| Home Connect / Built-in cameras                          | – / –                                 | – / –                                 | – / –                                 | – / –                           | – / –                           | – / –                           | – / –                           |
| FOOD FRESHNESS SYSTEM                                    |                                       |                                       |                                       |                                 |                                 |                                 |                                 |
| Food preservation container                              | 2 x hyperFresh Plus vegetable drawers | 2 x hyperFresh Plus vegetable drawers | 2 x hyperFresh Plus vegetable drawers | 1 x hyperFresh vegetable drawer | 1 x hyperFresh vegetable drawer | 1 x hyperFresh vegetable drawer | 1 x hyperFresh vegetable drawer |
| KEY FEATURES – FRIDGE SECTION                            |                                       |                                       |                                       |                                 |                                 |                                 |                                 |
| LED light  | ■                                     | ■                                     | ■                                     | ■                               | ■                               | ■                               | ■                               |
| superCool function                                       | ■                                     | ■                                     | ■                                     | ■                               | ■                               | ■                               | ■                               |
| freshSense   | ■                                     | ■                                     | ■                                     | ■                               | ■                               | ■                               | ■                               |
| Bottle rack  | ■                                     | ■                                     | ■                                     | ■                               | ■                               | ■                               | ■                               |
| Number of glass safety shelves                           | 7                                     | 7                                     | 7                                     | 7                               | 7                               | 7                               | 6                               |
| Number of adjustable shelves                             | 4                                     | 4                                     | 4                                     | 5                               | 5                               | 5                               | 4                               |
| Number of door bins large / small (including easyLift)   | 2 / 2                                 | 2 / 2                                 | 2 / 2                                 | 2 / 2                           | 2 / 2                           | 2 / 2                           | 1 / 2                           |
| flexShelf  | –                                     | –                                     | –                                     | –                               | –                               | –                               | –                               |
| Dairy compartment  | ■                                     | ■                                     | ■                                     | ■                               | ■                               | ■                               | ■                               |
| Number of egg racks                                      | 3                                     | 3                                     | 3                                     | 3                               | 3                               | 3                               | 3                               |
| FUNCTIONS  |                                       |                                       |                                       |                                 |                                 |                                 |                                 |
| Door open warning signal/malfunction                     | ■                                     | ■                                     | ■                                     | ■                               | ■                               | ■                               | ■                               |
| Holiday / Sabbath mode                                   | – / –                                 | – / –                                 | – / –                                 | – / –                           | – / –                           | – / –                           | – / –                           |
| PERFORMANCE & CONSUMPTION                                |                                       |                                       |                                       |                                 |                                 |                                 |                                 |
| Energy efficiency class                                  | A++                                   | A+++                                  | A++                                   | A++                             | A++                             | A++                             | A++                             |
| Annual energy consumption¹ (kWh)                         | 112                                   | 75                                    | 112                                   | 112                             | 112                             | 112                             | 107                             |
| Refrigerator net capacity including 0°C drawers (litres) | 346                                   | 346                                   | 346                                   | 346                             | 346                             | 346                             | 290                             |
| Refrigerator 0°C net capacity (litres)                   | –                                     | –                                     | –                                     | –                               | –                               | –                               | –                               |
| Climate Class²   | SN-T                                  | SN-T                                  | SN-T                                  | SN-T                            | SN-T                            | SN-T                            | SN-T                            |
| Noise level dB (A) re 1 pW                               | 39                                    | 39                                    | 39                                    | 39                              | 39                              | 39                              | 39                              |
| Dimensions of the product: H x W x D (cm)                | 186 x 60 x 65                         | 186 x 60 x 65                         | 186 x 60 x 65                         | 186 x 60 x 65                   | 186 x 60 x 65                   | 186 x 60 x 65                   | 161 x 60 x 65                   |
| EAN code   | 4242003817803                         | 4242003816615                         | 4242003817001                         | 4242003821091                   | 4242003811597                   | 4242003811610                   | 4242003806593                   |
| Matching Freezer   | GS36NAX3P                             | GS36NAI3P                             | GS36NBW3PG / GS36NAW3P                | GS36NVX3PG                      | GS36NVI3PG                      | GS36NVW3PG                      | GS29NVW3PG                      |

■ Yes, model has this feature. – Feature not available for this model.

¹ Actual energy consumption will depend on how the appliance is used and where it is located.

² Climate zone SN = designed to operate in ambient temperature of +10°C to 32°C.  
Climate zone T = designed to operate in ambient temperature of +18°C to 43°C

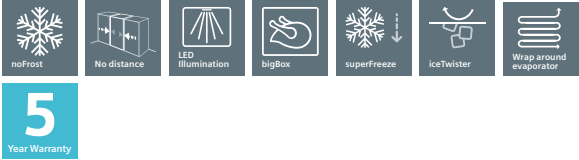




# Upright single door freezers

**iQ 500** GS36NAX3P

Freestanding freezer  
Black steel antiFingerprint



Upright single door freezer specifications

| UPRIGHT SINGLE DOOR FREEZERS                     |                                |                        |
|--|--------------------------------|------------------------|
| APPLIANCE TYPE                                   | iQ 500                         | iQ 500                 |
| Design family                                    | GS36NAX3P                      | GS36NBW3PG             |
| Model number                                     | Black steel antiFingerprint    | White                  |
| Colour   | DESIGN FEATURES                |                        |
| Frost-free system                                | noFrost                        | noFrost                |
| Colour of side panels                            | Black Steel look               | White                  |
| Door handle type                                 | Vertical bar                   | Vertical bar           |
| Temperature display                              | Interior / Digital LED         | Exterior / Digital LED |
| Reversible door, hinged on right                 | ■                              | ■                      |
| Latest Condenser Technology (No distance)        | ■                              | ■                      |
| Home Connect / Built-in cameras                  | - / -                          | - / -                  |
| FOOD FRESHNESS SYSTEM                            | KEY FEATURES – FREEZER SECTION |                        |
| multiAirflow system                              | ■                              | ■                      |
| LED light  | ■                              | ■                      |
| Number of freezer compartments                   | 7                              | 7                      |
| Number of freezer drawers including bigBox       | 4                              | 4                      |
| Number of freezer easyAccess shelves             | 3                              | 3                      |
| Number of glass safety shelves                   | 6                              | 6                      |
| superFreeze function                             | ■                              | ■                      |
| Twist Ice Box                                    | ■                              | ■                      |
| Wrap around evaporator                           | ■                              | ■                      |
| Number of ice packs / ice cube trays             | 2 / -                          | 2 / -                  |
| FUNCTIONS  | PERFORMANCE & CONSUMPTION      |                        |
| Door open warning signal/malfunction             | ■                              | ■                      |
| Holiday / Sabbath mode                           | - / -                          | - / -                  |
| Energy efficiency class                          | A++                            | A++                    |
| Annual energy consumption <sup>1</sup> (kWh)     | 237                            | 237                    |
| Freezer net capacity (litres)                    | 242                            | 242                    |
| Climate Class <sup>2</sup>                       | SN-T                           | SN-T                   |
| Storage period in event of power failure (hours) | 25                             | 25                     |
| Noise level dB (A) re 1 pW                       | 42                             | 42                     |
| Dimensions of the product (cm) H x W x D         | 186 x 60 x 65                  | 186 x 60 x 65          |
| EAN code   | 4242003818350                  | 4242003820070          |
| Matching Fridge                                  | KS36VAX3P                      | KS36VBW3P              |

■ Yes, model has this feature. – Feature not available for this model.

<sup>1</sup> Actual energy consumption will depend on how the appliance is used and where it is located.  
<sup>2</sup> Climate zone SN = designed to operate in ambient temperature of +10°C to 32°C.  
Climate zone T = designed to operate in ambient temperature of +18°C to 43°C



Upright single door freezer specifications

| UPRIGHT SINGLE DOOR FREEZERS                     |                                 |                        |                             |                                 |                           |                           |
|--|---------------------------------|------------------------|-----------------------------|---------------------------------|---------------------------|---------------------------|
| APPLIANCE TYPE                                   | iQ 500                          | iQ 500                 | iQ 300                      | iQ 300                          | iQ 300                    | iQ 300                    |
| Design family                                    | GS36NAI3P                       | GS36NAW3P              | GS36NVX3PG                  | GS36NVI3PG                      | GS36NVW3PG                | GS29NVW3PG                |
| Model number                                     | Stainless steel antiFingerprint | White                  | Black steel antiFingerprint | Stainless steel antiFingerprint | White                     | White                     |
| Colour   | DESIGN FEATURES                 |                        |                             |                                 |                           |                           |
| Frost-free system                                | noFrost                         | noFrost                | noFrost                     | noFrost                         | noFrost                   | noFrost                   |
| Colour of side panels                            | Chrome inox metallic            | White                  | Black Steel look            | Chrome inox metallic            | White                     | White                     |
| Door handle type                                 | Vertical bar                    | Vertical bar           | Vertical bar                | Vertical bar                    | Vertical bar              | Vertical bar              |
| Temperature display                              | Interior / Digital LED          | Interior / Digital LED | Interior / Electronic LED   | Interior / Electronic LED       | Interior / Electronic LED | Interior / Electronic LED |
| Reversible door, hinged on right                 | ■                               | ■                      | ■                           | ■                               | ■                         | ■                         |
| Latest Condenser Technology (No distance)        | ■                               | ■                      | ■                           | ■                               | ■                         | ■                         |
| Home Connect / Built-in cameras                  | - / -                           | - / -                  | - / -                       | - / -                           | - / -                     | - / -                     |
| FOOD FRESHNESS SYSTEM                            | KEY FEATURES – FREEZER SECTION  |                        |                             |                                 |                           |                           |
| multiAirflow system                              | ■                               | ■                      | ■                           | ■                               | ■                         | ■                         |
| LED light  | ■                               | ■                      | -                           | -                               | -                         | -                         |
| Number of freezer compartments                   | 7                               | 7                      | 7                           | 7                               | 7                         | 6                         |
| Number of freezer drawers including bigBox       | 4                               | 4                      | 4                           | 4                               | 4                         | 4                         |
| Number of freezer easyAccess shelves             | 3                               | 3                      | 3                           | 3                               | 3                         | 2                         |
| Number of glass safety shelves                   | 6                               | 6                      | 6                           | 6                               | 6                         | 5                         |
| superFreeze function                             | ■                               | ■                      | ■                           | ■                               | ■                         | ■                         |
| Twist Ice Box                                    | ■                               | ■                      | -                           | -                               | -                         | -                         |
| Wrap around evaporator                           | ■                               | ■                      | ■                           | ■                               | ■                         | ■                         |
| Number of ice packs / ice cube trays             | 2 / -                           | 2 / -                  | 2 / 1                       | 2 / 1                           | 2 / 1                     | 2 / 1                     |
| FUNCTIONS  | PERFORMANCE & CONSUMPTION       |                        |                             |                                 |                           |                           |
| Door open warning signal/malfunction             | ■                               | ■                      | ■                           | ■                               | ■                         | ■                         |
| Holiday / Sabbath mode                           | - / -                           | - / -                  | - / -                       | - / -                           | - / -                     | - / -                     |
| Energy efficiency class                          | A++                             | A++                    | A++                         | A++                             | A++                       | A++                       |
| Annual energy consumption <sup>1</sup> (kWh)     | 237                             | 237                    | 237                         | 237                             | 237                       | 214                       |
| Freezer net capacity (litres)                    | 242                             | 242                    | 242                         | 242                             | 242                       | 200                       |
| Climate Class <sup>2</sup>                       | SN-T                            | SN-T                   | SN-T                        | SN-T                            | SN-T                      | SN-T                      |
| Storage period in event of power failure (hours) | 25                              | 25                     | 25                          | 25                              | 25                        | 25                        |
| Noise level dB (A) re 1 pW                       | 42                              | 42                     | 42                          | 42                              | 42                        | 42                        |
| Dimensions of the product (cm) H x W x D         | 186 x 60 x 65                   | 186 x 60 x 65          | 186 x 60 x 65               | 186 x 60 x 65                   | 186 x 60 x 65             | 161 x 60 x 65             |
| EAN code   | 4242003817834                   | 4242003820759          | 4242003820797               | 4242003818978                   | 4242003814130             | 4242003810835             |
| Matching Fridge                                  | KS36VAI4P                       | KS36VBW3P              | KS36VX3PG                   | KS36VVI3VG                      | KS36VWV3P                 | KS29VWV3P                 |

■ Yes, model has this feature. – Feature not available for this model.

<sup>1</sup> Actual energy consumption will depend on how the appliance is used and where it is located.  
<sup>2</sup> Climate zone SN = designed to operate in ambient temperature of +10°C to 32°C.  
Climate zone T = designed to operate in ambient temperature of +18°C to 43°C



UnEQualled coffee  
shop experiences.  
At home. In style.

Siemens EQ innovation. Your in-home barista.



Models shown:  
EQ.6 plus s700, EQ.9 plus s700 and  
EQ.3 s500 bean-to-cup coffee machines

Siemens are excited to introduce a new range of EQ fully automatic bean-to-cup coffee machines designed for those that settle for nothing less than exceptional coffee.

With intelligent iAroma technology, 3 key innovations are combined together in a high quality brewing unit to deliver truly sensational tasting beverages. These intuitive appliances stand out on any premium kitchen surface with their stunning design, elegant display panels and optimal usability. From the entry-level compact EQ 3 models to the fine-tuned Wi-Fi-connected EQ 9 model, rediscover your love for outstanding coffee with the new Siemens EQ range.



Introducing new brewing technology: iAroma system

Pioneering Siemens iAroma system: Our innovative system is engineered to release the full aroma of each bean for pure coffee enjoyment.



**High performance ceramic grinder**  
Precise and hard wearing, the ceramic grinder ensures coffee beans are ground to an even consistency, allowing the aroma of the coffee to develop.



**Smart water pump**  
Delivering the perfect balance of water pressure and water flow speed to extract maximum flavour.



**sensoFlow intelligent heater**  
Sensor technology ensures an optimal drink temperature is consistently achieved; enhancing the taste of every bean.



**High-quality brewing unit**  
All features come together in a high-quality unit, which can be easily removed to allow for fast and simple cleaning.



Perfect pleasure at the touch of a button: oneTouch function.



No matter what coffee speciality you desire, whether it is latte macchiato, creamy cappuccino or extra-strong espresso, thanks to the oneTouch Function your fully automatic coffee machine can serve you up pure coffee indulgence at just the touch of a button – it's as easy as that.



For longer-lasting coffee indulgence: calc'nClean.



Maximise beverage quality, product lifetime and overall hygiene of your EQ coffee machine with the combined cleaning and descaling program. Easy to use, calc'nClean provides a thorough clean and rinse, keeping your machine perfectly clean inside.



For busy mornings and tired evenings: Drinks on demand.

All of the machines in our range offer a minimum of 4 drinks that are pre-set in the machine. From the EQ.3 model that has the option of Americano, Cappuccino, Espresso and Latte Macchiato all the way through to the top EQ.9 model that offers all of these plus 7 more drink options. Through the Home Connect App, available on model EQ.9 Plus s700 only, you are able to pick from an even wider ever-growing range of beverage options.



# Enjoy café culture at right at home: EQ9 plus, s700.

Our most exclusive coffee machine yet.



Home Connect

Explore new coffee varieties, by selecting drinks through the app, design coffee playlists so you and your guests can save drink preferences and send drinks to the machine so they are automatically prepared one after the other. Connected partners including Amazon Alexa, allow you to ask your coffee machine to make you a drink just by voice control whilst IFTTT allows you to create bespoke applets so that you can connect your coffee machine to other smart home appliances and create a fully connected home.



**baristaMode: individualise your coffee creation**  
There are five essential parameters of baristaMode that contribute to the quality of coffee and espresso: coffee strength, amount, temperature, coffee-to-milk ratio and brewing speed. By switching to baristaMode, you can make even finer, fully customised adjustments to please any coffee taste. This optimised setting lets you celebrate the fine art of coffee preparation.



**dualBean System: separate bean containers for a pure taste**  
Two separate coffee bean containers, each with its own grinder, ensure that your beans never get mixed up and guarantee that the desired flavour will always be achieved.



Freestanding bean-to-cup coffee machine specifications

|                              | EQ.9                                    |   | EQ.6                |                  | EQ.3             |             |
|------------------------------|---|---|---------------------|------------------|------------------|-------------|
| Model name                   | EQ9 plus, s700                          | EQ9, S300                               | EQ.6 plus s700      | EQ.6 plus s100   | EQ.3 s500        | EQ.3 s100   |
| Model number                 | T19573X9RW                              | T1923309RW                              | TE657313RW          | TE651209GB       | T1305206RW       | T1301209RW  |
| FEATURES                     |   |   |                     |                  |                  |             |
| Material / finish            | Piano black front, stainless steel body | Piano black front, stainless steel body | Front and top metal | Full lacq. front | Part metal front | Piano black |
| SensoFlow Heater             | ■                                       | ■                                       | ■                   | ■                | ■                | ■           |
| Ceramic grinder              | Ceramdrive                              | Ceramdrive                              | Ceramdrive          | Ceramdrive       | 1 x ceramic      | 1 x ceramic |
| Removable brewing unit       | ■                                       | ■                                       | ■                   | ■                | ■                | ■           |
| Pump Pressure                | 19 bar                                  | 19 bar                                  | 19 bar              | 15 bar           | 15 bar           | 15 bar      |
| Display                      | TFT                                     | TFT                                     | Touch display       | Touch display    | Text and symbol  | No display  |
| Temperature settings         | 6                                       | 3                                       | 3                   | 3                | 3                | 3           |
| Noise level                  | Super silent                            | Super silent                            | Quiet               | Quiet            | Standard         | Standard    |
| Connectivity                 | Home Connect                            | No                                      | –                   | –                | –                | –           |
| User Profiles                | 10                                      | 6                                       | 4                   | 1                | 0                | 0           |
| Barista mode                 | ■                                       | –                                       | –                   | –                | –                | –           |
| Milk solution                | Integrated                              | Integrated                              | Milk nozzle         | Milk nozzle      | In cup           | In cup      |
| Bean container capacity (g)  | 270 and 250                             | 290                                     | 300                 | 300              | 250              | 250         |
| Water tank capacity (litres) | 2.3                                     | 2.3                                     | 1.7                 | 1.7              | 1.4              | 1.4         |
| One touch drinks             | ■                                       | ■                                       | ■                   | ■                | ■                | ■           |
| Beverage choice              | 11+                                     | 8                                       | 8                   | 6                | 4                | 4           |
| One touch double cup         | incl. milky drinks                      | incl. milky drinks                      | incl. milky drinks  | ■                | ■                | No          |
| Strength settings            | 10 + 3                                  | 6                                       | 6                   | 6                | 6                | No          |
| Coffee-milk ratio adjusts    | ■                                       | ■                                       | ■                   | –                | –                | –           |
| Number of bean grinders      | 2                                       | 1                                       | 1                   | 1                | 1                | 1           |
| Cup warmer                   | –                                       | –                                       | –                   | –                | ■                | –           |
| Bean lid rubber seal         | ■                                       | ■                                       | ■                   | ■                | ■                | –           |
| Brewing unit type            | Spindle                                 | Spindle                                 | Unit with lever     | Unit with lever  | Spindle          | Spindle     |
| Service door access          | Side                                    | Side                                    | Side                | Side             | Front            | Front       |
| Cup illumination             | ■                                       | ■                                       | ■                   | –                | –                | –           |

■ Yes, model has this feature. – Feature not available for this model.

For specification details, please visit [siemens-home.bsh-group.com/uk](https://siemens-home.bsh-group.com/uk) and download a full specification sheet. For the full range of accessories please visit our online accessory shop on [siemens-home.bsh-group.com/uk/shop](https://siemens-home.bsh-group.com/uk/shop) or call our Spares Department on 0344 892 8999.



# Contact our award-winning customer services team.

## Service

**Award Winning Customer Service**  
Siemens is part of BSH Home Appliances, winner of the 2018 Domestic and General Total Excellence and Quality Award. This award is based on surveys sent to customers of most of the major home appliance manufacturers and confirms our commitment to offering Siemens customers the very best customer service.

**Total Excellence & Quality**  
Winner 2018  
Domestic & General

Purchasing a Siemens appliance gives you access to our expert customer service team for the lifetime of your appliance. With 2 year and 5 year manufacturer's warranties on offer\*, multi-award winning products to choose from and assistance from an outstanding customer service department, you can be assured that the appliance you are buying will offer peace of mind.

**Expert advice**  
Siemens customer service staff are full of knowledge and expertise, whether you have a question about your Siemens appliance, want to order replacement spare parts or require an engineer to repair your appliance. With engineers based locally across the country\*\*, no one is better suited to help, and all Siemens repairs are analysed in advance so that we bring the correct replacement spare parts likely to be needed on the first visit\*\*\*.

**Original replacement spare parts**  
Order replacement parts online and access exploded diagrams to help you locate the correct part. As a manufacturer we only use original spare parts and we keep a comprehensive range of parts available for up to ten years to ensure the quality of your appliance. You can also browse appliance diagrams online to locate and purchase the parts you need.

**Accessories and cleaning products**  
You can order accessories and cleaning products quickly and easily via our Siemens online shop. The Siemens shop has an extensive selection of accessories to help you get the most out of your Siemens appliance. With our range of tested and approved cleaning and care products you can keep your appliance looking great and working at its optimum performance. You can quickly order accessories and cleaning products by telephone on 0344 892 8999 (option 2) or by visiting our online shop at [www.siemens-home.bsh-group.com/uk/shop](http://www.siemens-home.bsh-group.com/uk/shop).

**Arrange a Siemens engineer visit**  
Need to arrange an engineer visit? No problem. Simply call our customer service team to discuss the problem with your appliance and if needed we will arrange a home appointment with an engineer at a time and date that's convenient for you. Siemens appliances are built to the highest standards but if you do require an engineer to repair your appliance, we are here to help, whether your appliance is inside or outside the manufacturer's warranty period. You can book an appointment by telephone on 0344 892 8999 (option 1) or you can book online.

Our engineers are employed and trained by Siemens and are based locally around the country\*\*.

No one knows our appliances better, and all repairs are analysed in advance by our technical team so that the parts likely to be needed to complete the repair are sent to the engineer's van the night before the visit\*\*\*.

Our advisors provide expert assistance

- Product information before and after purchase
- Tips on functions and operation
- User related queries
- Help with Siemens promotions

Telephone:  
UK: 0344 892 8999 (options 3 and 4)

For product support available 24 hours a day visit our website for:

- Product information
- Downloadable brochures
- Videos
- Instruction manuals
- FAQs

[siemens-home.bsh-group.com/uk](http://siemens-home.bsh-group.com/uk)  
[siemens-home.bsh-group.com/ie](http://siemens-home.bsh-group.com/ie)

**Accessories and cleaning products**  
We stock an extensive selection of accessories and cleaning products to help you make the most of your Siemens appliance.

- Original accessories for Siemens appliances
- Tested and approved cleaning and care products
- Quickly and easily order your accessories and cleaning products by telephone or via our online shop

Telephone:  
UK: 0344 892 8999 (option 2)  
IRL: 01450 2655

[siemens-home.bsh-group.com/uk](http://siemens-home.bsh-group.com/uk)  
[siemens-home.bsh-group.com/ie](http://siemens-home.bsh-group.com/ie)

**Replacement spare parts**  
As the manufacturer, we only use original spare parts to ensure the quality of your appliance.

- Comprehensive range of parts kept available for up to 10 years
- Original spare parts
- Browse appliance diagrams online to locate and purchase the parts you need

Telephone:  
UK: 0344 892 8999 (option 2)  
IRL: 01450 2655

[siemens-home.bsh-group.com/uk](http://siemens-home.bsh-group.com/uk)  
[siemens-home.bsh-group.com/ie](http://siemens-home.bsh-group.com/ie)

**Arrange an engineer visit**  
Siemens appliances are built to the highest standards but if you do require an engineer to repair your appliance, we are here to help, whether your appliance is inside or outside the manufacturer's warranty period. Our engineers are employed and trained by Siemens and are based locally around the country\*.

No one knows our appliances better, and all repairs are analysed in advance by our technical team so that the parts likely to be needed to complete the repair are sent to the engineer's van the night before the visit\*\*\*.

- Arrange an engineer appointment at a time and date that's convenient for you

Telephone:  
UK: 0344 892 8999 (option 1)  
IRL: 01450 2655

[www.siemens-home.bsh-group.com/uk](http://www.siemens-home.bsh-group.com/uk)  
[www.siemens-home.bsh-group.com/ie](http://www.siemens-home.bsh-group.com/ie)\*\*\*\*

## Register your manufacturer's warranty

**Register my appliance**

Siemens recommends that you register all home appliances to ensure you can be easily contacted in the event of an important product update. For more information about registering appliances of all brands, please visit: [www.registermyappliance.org.uk](http://www.registermyappliance.org.uk)

**2 Year Warranty**  
All Siemens home appliances have a Siemens Two Year Manufacturer's Warranty as standard to protect against any manufacturing and material faults and defects during this warranty period.

To register telephone:  
UK: **0800 519 2116**  
IRL: **01230 0344**

Or register online:  
[siemens-home.bsh-group.com/uk](http://siemens-home.bsh-group.com/uk)  
[siemens-home.bsh-group.com/ie](http://siemens-home.bsh-group.com/ie)

**5 Year Warranty**  
(selected appliances only)  
A Siemens Five Year Warranty is available on selected freestanding Siemens appliance models to protect against any manufacturing and material faults and defects during this warranty period.

To register telephone:  
UK: **0344 892 8999** (option 5)  
IRL: **01450 2655**

Or register online:  
[siemens-home.bsh-group.com/uk](http://siemens-home.bsh-group.com/uk)  
[siemens-home.bsh-group.com/ie](http://siemens-home.bsh-group.com/ie)

**10 Year iQdrive® Motor Warranty**  
Protects against any manufacturing and material faults and defects to the iQdrive motor only during this warranty period. Selected appliances only.

**10 Year Anti-Rust Warranty for dishwashers**  
Protects against rust in the inner cavity of the appliance during this warranty period. Selected appliances only.

**10 Year Compressor Drive Warranty**  
Available on Siemens freestanding fridge freezers, covers defects in compressor motor. Selected appliances only.

**Lifetime AquaStop Warranty**  
A lifetime warranty to protect against water damage caused by a defective AquaStop system. Selected appliances only.

## Brochures

24-hour hotline or visit our website.

Call us on:  
UK: **0344 892 8999** (option 3)  
IRL: **01450 2655**

Lines are open 24 hours a day. Our specialist advisors are available Monday to Friday 08:00am to 20:00pm, Saturday 09:00am to 17:00pm and Sunday 09:00am to 16:00pm. Calls are charged at the basic rate, please check with your telephone service for exact charges.

[siemens-home.bsh-group.com/uk](http://siemens-home.bsh-group.com/uk)  
[siemens-home.bsh-group.com/ie](http://siemens-home.bsh-group.com/ie)

Order your brochures or download PDF copies from our website.



\* The 5 year manufacturer's warranty is available on selected appliance models only.  
\*\* In certain areas we may use an approved service partner.  
\*\*\* This process may vary where approved service partners are used by us.  
\*\*\*\* Online booking not available in the Republic of Ireland.  
† iQdrive warranty covers the cost of a replacement motor only. All labour and call-out charges outside of the 5 year warranty are not covered. A full copy of our warranty terms and conditions is available on request, or can be viewed via the Siemens website.  
Calls to 0344 numbers are charged at the basic rate, please check with your telephone service provider for exact charges.



Image on front represents:  
**WM14U940GB** avantgarde Washing machine  
**WT7XH940GB** avantgarde Tumble dryer

Siemens, a division of BSH Home Appliances Ltd,  
Grand Union House,  
Old Wolverton Road, Wolverton,  
Milton Keynes, MK12 5PT  
Tel: 0344 892 9040

[siemens-home.bsh-group.com/uk](http://siemens-home.bsh-group.com/uk)

BSH Home Appliances Ltd,  
M50 Business Park,  
Ballymount,  
Dublin 12  
Tel: 1890 626041

[siemens-home.bsh-group.com/ie](http://siemens-home.bsh-group.com/ie)

BSH Group is a Trademark Licensee of Siemens AG

#### Disclaimer

This brochure is current as from the publication date and supersedes all previous brochures for these products. Whilst BSH Home Appliances Ltd believes that all information contained within this brochure is correct at the time of going to print, no representation or warranty, express or implied, is or will be made and no responsibility or liability is or will be accepted by BSH Home Appliances Ltd in relation to the accuracy or completeness of this information and any liability is expressly disclaimed. To the extent permitted by law, BSH Home Appliances Ltd expressly excludes: i) all conditions, warranties and other terms which might otherwise be implied by statute, common law or the law of equity and ii) any liability for any direct, indirect or consequential loss or damage (including, without limitation, damages for loss of business or loss of profits) arising in contract, tort or otherwise from the use of or reliance on any information contained within this brochure or from any action or decision taken as a result of such use or reliance. BSH Home Appliances Ltd reserves the right to modify technical data and all other information contained within this brochure without notice. All rights reserved. No part of this publication may be reproduced in any form or without the prior written permission of BSH Home Appliances Ltd.

This brochure should not be regarded as an infallible guide nor as an offer of sale for a particular product.

Due to variables in the reproduction process, colours of actual products may vary slightly from those depicted. We recommend a visit to a Siemens dealer to confirm that specifications and colours are to your satisfaction.

Valid from June 2019

